



First Class

20th – 24th April

This will hopefully help the girls to complete some work independently, and make it a little clearer as to what their work involves. This is just an outline, and can be done in any order they choose 😊

Miss Byrne

Monday



Good morning girls! How are ye all? I'm missing ye a lot, but for now this is the way we have to do our work. I'm going to try and help ye with the work by putting together some instructions here. Feel free to send a picture of your work to me on the school email which is on the website. I would love to see what ye are up to, it can be anything at all. Today we are going to write an English story, practice our subtraction, and have a look at some toys from the past.

Let's write a Fairytale!!

I know you have 3 fairytale sheets to complete. Choose whichever one you like and let's start!

1. Who are the characters in your story? Write their names in the first box and draw them.
2. Where is your story set? For example, is it a *castle*, *forest*, or a *cottage*? Show this in your second box.

Now let's retell the fairytale. Take your time, and think about the BEGINNING, MIDDLE, and the END. Start with ONCE UPON A TIME and finish with THEY LIVED HAPPILY EVER AFTER.

Make the story as detailed as you can, and show the same detail in your illustrations too!

When you're finished, see can you read the story back to someone at home ☺



Subtraction

This week, we are going to revise what we learned about subtraction so far this year. You will need your Planet Maths book and your 100 square.

Remember:

When we are Subtracting, we can use other words too. Like *take away, less, minus!*

Your answer should always be smaller: Remember it's like you have *given something away, eaten it, lost something, or it has disappeared.*

Try these on your 100 square:

1. $20 - 14 =$

2. $36 - 10 =$

3. $14 - 11 =$

4. $50 - 7 =$


5. $17 - 9 =$

Now try page 120 in your Planet Maths.

*If you want an extra challenge, make 10 NOGGLE subtraction sums in your copy using these numbers:
12, 26, 8, 37, 100, 19
Remember to put the bigger number first 😊*

SESE

Now we will continue our work on Toys. Before the Easter, you would have looked at chapter on Toys in your Unlocking SESE.



Your work pack will have included this sheet, where you have to sort the toys, deciding whether you think they are a New Toy or an Old Toy!

Cut out the pictures and stick them in where you think they go (glue or Sellotape is perfect). You could even draw them in if you want instead. When you're finished, put the sheet into your SESE hardback!

NOW STOP 😊

Well done on any of the work you have gotten completed today!

Only do as much of it as you are able for, and remember to send on pictures of the work you have done to my school email address – ebyrne@mercyprimaryschool.ie


I would love to hear from you! Also, keep an eye out for a surprise in the post in the next few days 😊

Tuesday

Good morning ladies! Today we are going to practice a new sound in our Jolly Grammar, continue our work on Subtraction, and have a look at a new story in our Grow in Love.

Jolly Grammar:

Take out your Jolly Grammar and go to the next sound you have to complete (remember we were all at different stages in our groups). Have a look at the sound, get an adult to help you pronounce it, and see how many words you can find that have that sound. You might be able to use the internet to help you find more!



For an extra challenge and practice:

Take out your Writing copy and choose 10 words from your new sound. Can you put them into sentences? Or could you even put them into a story?

Write the words you choose into your Try it Space 😊

Subtraction

Today, we are going to practice taking away bigger numbers. It will help us if we remember the way we added big numbers. First, we worked with the TENS and secondly, we worked with the UNITS!


1	2	3	4	5	6	7	8	9	10
11	12	13	14	15	16	17	18	19	20
21	22	23	24	25	26	27	28	29	30
31	32	33	34	35	36	37	38	39	40
41	42	43	44	45	46	47	48	49	50
51	52	53	54	55	56	57	58	59	60
61	62	63	64	65	66	67	68	69	70
71	72	73	74	75	76	77	78	79	80
81	82	83	84	85	86	87	88	89	90
91	92	93	94	95	96	97	98	99	100

Here is an example:

$$76 - \begin{array}{c} \text{T U} \\ 24 \end{array} = \square$$

First put your finger on 76.

Then we take away 24 by

- 1. Taking away the TENS. There are 2 TENS in twenty-four, so we will go up  two squares from 76*
- 2. You will find yourself on 56.*
- 3. Then we take away the units by going backwards as normal from 56. There are four units in 24.*
- 4. Your jumps should take you to 52.*

Now practice these in your Planet Maths on page 132.



Subtraction

Page 132 in your Planet Maths also has some 'STANDING UP' sums. Here is a few quick reminders on how we do these 😊

C Now do these. Use an abacus if you need it.

1. TU	2. TU	3. TU	4. TU	5. TU	6. TU
49	67	85	96	78	57
-23	-35	-43	-23	-18	-46
7. TU	8. TU	9. TU	10. TU	11. TU	12. TU
87	59	78	65	98	49
-35	-27	-63	-34	-62	-17



Subtract numbers without borrowing within 100

Strand: Number
Strand Unit: Operations



When doing these sums, we do them in the following order:

1. Start with the units. $7 - 6 = 1$
2. Write the answer under the units
3. Then take away the tens. $5 - 4 = 1$
4. Write the answer under the tens.

Always start with the UNITS, and remember to take your time. They might seem like small numbers, but we still need to be careful when doing our 'JUMPS' on our number lines or 100 squares. 😊

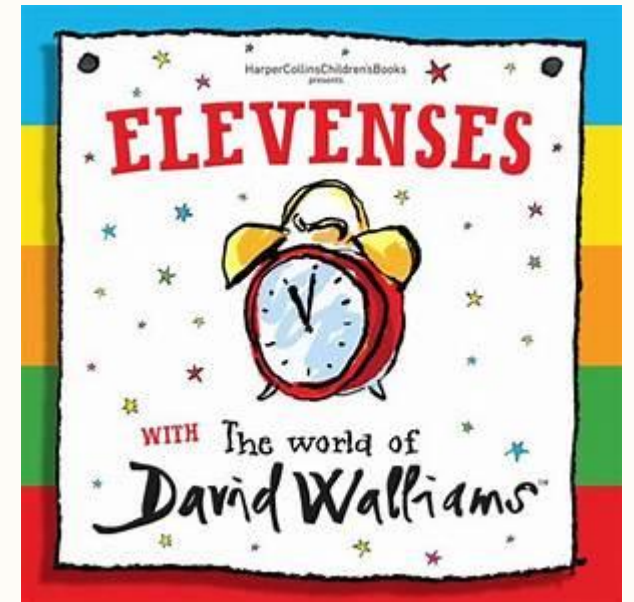
Your Choice 😊



Now you can choose an activity to do! You could draw a picture, play a board game, write a story in your free writing copy, or any fun thing that you like to do!

Here are a few links to activities you could do, if you have access to a laptop or tablet!

- <https://www.folensonline.ie/home/library/programmes/planet-maths1/resources/> This will lead you to lots of Maths games and resources on the Folens website, where you can set up your own account!
- <https://www.worldofdavidwalliams.com/elevenses/> This is a link to David Walliams stories that you can listen to. There is a new one every day at 11am!



Wednesday

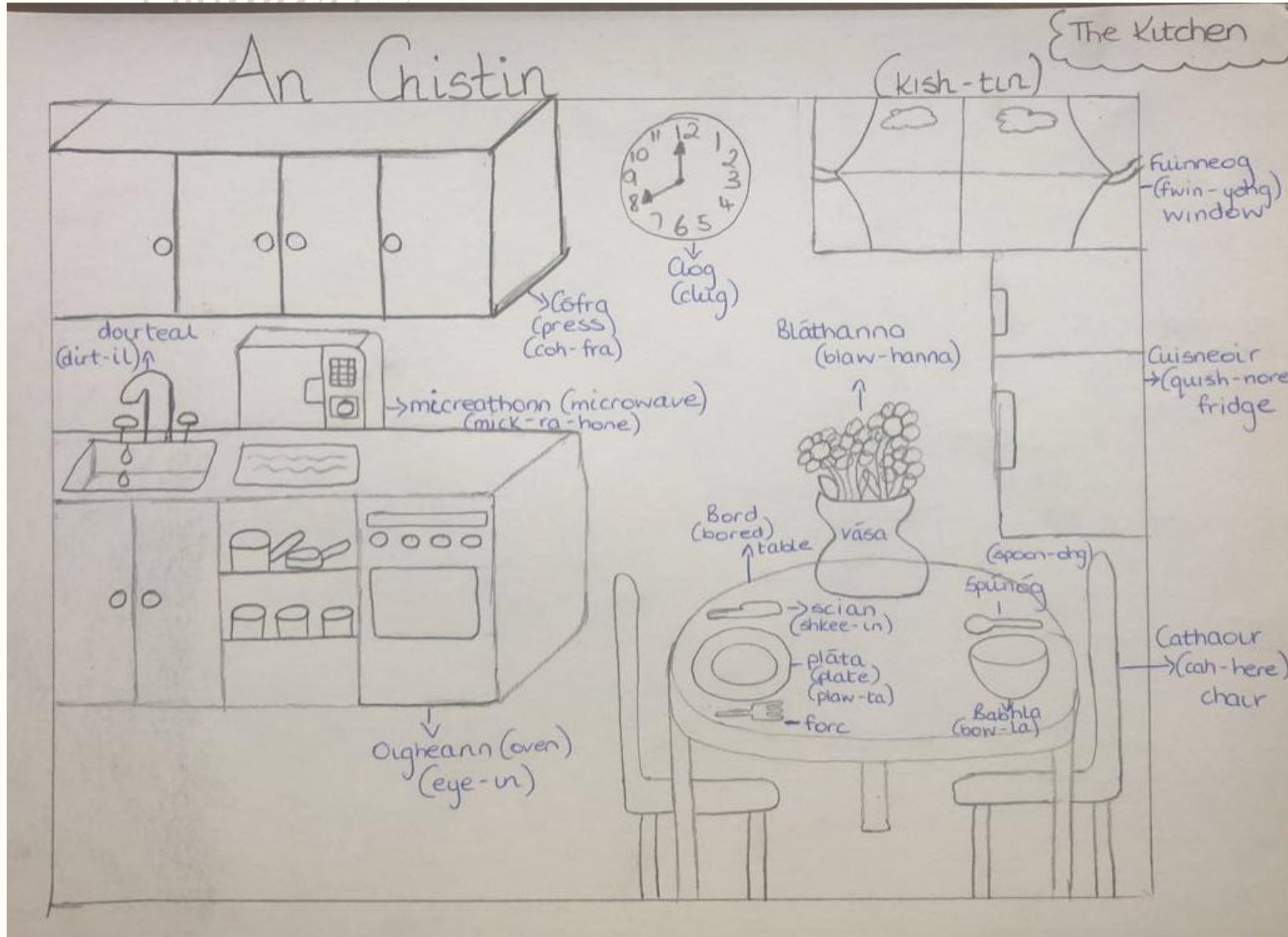
Morning girls! Today we are going to have a look at some new Irish words, do some more work on Toys in SESE, and do a little bit of Art or Music 😊

An Ghaeilge

Take your blank sheet and practice drawing your own kitchen, labelling the items with the new vocabulary that I have written in.

(And remember our class rule – don't judge Miss Byrne's drawing 😊)

Tarraing pictiúr den chistin leis na foclóir nua. Dathaigh an pictiúr nuair atá tu chríochnaithe.




SESE

Welcome to the 'Old Toy Room'. Here we are going to have a look at some toys that you might not find in your toy box any more! Have a look at these pictures and ask an adult that lives with you if they had any of these when they were younger. They might even remember if your Nannies or Grandad's had these toys as children.

Jack-in-the-box

Porcelain Doll



Rocking Horse

Dinky Cars

Using your SESE Hardback, can you describe what your favourite toy is?

1. Draw a picture 3-5 of your favourite toys.
2. Create a list of adjectives (describing words) for these toys.
3. Write one sentence about each, telling me what you can do with these toys.
4. Write 2-3 sentences describing why you chose these as your favourite toys.

Art and Music

Create your own mindfulness colouring by taking a blank piece of paper and a pencil.

Draw squiggly lines all over the page without lifting your pencil.

Now try and colour the page without having the same colour touching off one another.

Try Twinkl for more mindfulness colouring if you want too!



This week, try and learn a new song. You can use Kidzbop on YouTube, or maybe take a song you have on a CD at home already.

In your copy:

1. Write the name of the song
2. Who sings the song?
3. What instruments can you hear?
4. What is the tempo of the piece? (fast/slow)
5. What is the pitch of the piece? (high/low)

<https://www.youtube.com/user/KidzBopKids>

Thursday

Adjectives

Good morning ladies! Today we are going to do an English grammar task, continue our Subtraction work, and have a look at one of our Stay Safe topics in SPHE! First, we are going to do some revision on adjectives!

Today, we are going to study our bedrooms using our knowledge of adjectives.

First, make a list of the items in your room, for example: *bed, curtains, toys, wardrobe, toy box, shelves, lamp, door, etc.* Write these into your Try it Space in your copy.

Now challenge yourself. Write these words into sentences including an adjective.

Here are a few to help you get started. You can put more than one into a sentence



For example:

1. My bed is has a **white** frame, **pink** covers and is really **comfy**.
1. Beside my bed, there is a **brown** and **white** press for my clothes.

Large
tiny
warm

fluffy
huge
cold

colourful
squishy
pretty

small
messy
beautiful

tidy
cosy

Subtraction

Today, we are going to practice all of what we have learned this week. It will test our memories to see how much we can do by ourselves. You will need your Planet Maths book and your 100 square. 😊

Planet Maths

Open our Maths books on pages 148 and 149.

It will test your ability to do both 'Standing Up' sums and to take away big numbers with our 100 square.

Remember when your taking away big numbers, to first take away the TENS and then the UNITS.

Always take your time, and ask an adult for help or to check your work at the end.

The image shows two pages from a Planet Maths book, pages 148 and 149, both titled 'Subtraction 5'.

Page 148:

- A Have fun!** A rocket ship with subtraction problems written on its sections: $19 - 17$, $16 - 13$, $10 - 4$, $43 - 41$, $55 - 51$, $54 - 56$, and $10 - 5$. A cartoon alien is next to it.
- B Use cubes or beads.** A list of subtraction problems: 1. $28 - 15 =$, 2. $49 - 16 =$, 3. $78 - 14 =$, 4. $57 - 16 =$, 5. $69 - 25 =$, 6. $86 - 14 =$. A cartoon boy is next to it.
- C Try these.** A grid of subtraction problems: 1. $57 - 14$, 2. $69 - 25$, 3. $87 - 37$, 4. $76 - 32$, 5. $87 - 25$, 6. $67 - 17$, 7. $84 - 24$, 8. $47 - 34$, 9. $74 - 36$.
- D Read the problem. Write the sum.** 1. Sam had 76c. He spent 43c. How much had he left? 2. Ann had 38 apples. She gave 25 of them away. How many had she left?

Page 149:

- A Try these.** 1. $45 - 10 =$, 2. $56 - 10 =$, 3. $76 - 20 =$. A cartoon boy is next to it.
- B Now try these. Use the 100 square if you wish.** 1. $32 - 12 =$, 2. $28 - 11 =$, 3. $73 - 11 =$, 4. $49 - 13 =$, 5. $58 - 14 =$, 6. $69 - 15 =$, 7. $78 - 21 =$, 8. $58 - 22 =$, 9. $47 - 25 =$, 10. $77 - 25 =$, 11. $66 - 32 =$, 12. $68 - 23 =$, 13. $48 - 31 =$, 14. $79 - 33 =$, 15. $66 - 35 =$.
- C Try these. Use an abacus or the 100 square if you wish.** 1. $89 - 32 =$, 2. $45 - 31 =$, 3. $77 - 42 =$, 4. $87 - 43 =$, 5. $98 - 45 =$, 6. $79 - 46 =$, 7. $49 - 46 =$, 8. $89 - 42 =$. A cartoon airplane is next to it.
- D Try these.** 1. $77 - 51 =$, 2. $69 - 34 =$, 3. $87 - 53 =$, 4. $68 - 25 =$, 5. $84 - 30 =$, 6. $76 - 46 =$, 7. $39 - 15 =$, 8. $57 - 40 =$. A cartoon alien is next to it.

SPHE – Stay Safe Programme

Today, we are going to have a look at the next topic in our Stay Safe lessons, which is Secrets and Telling. Today we are going to have a look at the difference between Good and Bad Secrets.

<https://staysafe.ispringcloud.eu/acc/nDGWnu03NTM3/s/7537-cYTj3-gY3Y4-EG2BT>

What is a good Secret?

- A surprise birthday party
- A present for your Mam or Dad
- Making a card or picture for a friend

All of these things, are good secrets, they don't last forever, and are more like surprises.

What is a bad secret?

A bad secret is something that makes you feel worried or scared. A person might want you to keep a secret forever, and not talk about it to anyone else.

- If you saw someone taking something that wasn't theirs
- If a bully asked you not to speak to a teacher

Read and discuss the story on the next page with an adult. How do you think Martin felt? How do you think Pierre felt? What would you do if you were in Martin's place? What should you do if you were in Pierre's place? Complete the worksheet in your Stay Safe booklet on Good and Bad secrets 😊

Good Secret or Bad Secret

Martin and his family were all having one of Mum's special dinners because tomorrow was the first day back at school after the Christmas holidays. Martin wasn't feeling very happy. He had been very quiet all day. Mum had even joked that he must be sad about going back to school, but that wasn't the problem. Martin really wanted to tell, but it was so hard to start that conversation. What if his family hated him when he told them? If only it had never started, but it seemed like a joke to begin with... Last September, the new boy, Pierre, joined the class. At first it was just little things like hiding Pierre's homework copy under the library books, or breaking his pencil. As time went on, Martin had to be more careful so he wouldn't get caught like the time he managed to knock Pierre's towel into the pool. He knew from the way Pierre looked at him that Pierre knew it was no accident. He thought back to the day school closed. Teacher had organised a class party. She asked them to bring in their favourite CDs and games. Pierre had taken in his iPod with lots of good music and teacher had hooked it up to speakers. As they all danced around the room, some of the boys dared Martin to knock over Pierre's iPod. He really hadn't wanted to damage it. After all, they were having fun listening to the songs. But as he was jumping around he decided to give it a little knock with his elbow. As it hit the floor another boy stamped hard on it and the music stopped! When Martin looked at Pierre's face he felt sick in his stomach. Why did he do these horrible things? That nasty feeling kept coming back through the holidays. He just knew he didn't want this to continue. He knew he was going to be in so much trouble, but he had to tell. He had to make it all right and his Mum and Dad would help him - help him to say sorry, help him to make it up to Pierre, help him to be happy in school again.

Friday

Good Morning ladies!! Friday already!! I'm going to keep it nice and simple today. There is nothing new today, just revision, so let's get going! Today I would like you to do some DEAR and Free writing, finish our work on subtraction, and finish our Irish. I will also leave some links to some online resources and games that we normally use in class 😊

English: This morning, let's take 15 minutes of DEAR time. Write down the name of the author and story that you choose. Next, take your Free Writing copy and let's get creative with the topic 'My Secret Super Power'.


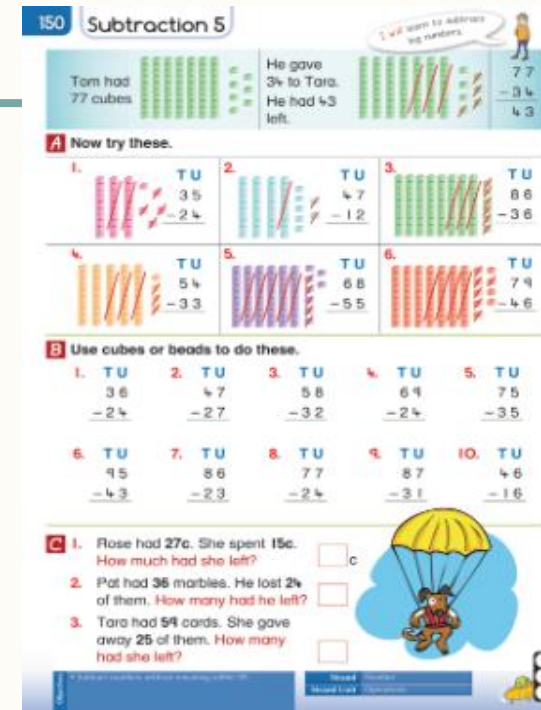
Maths: One last Subtraction activity in your Planet Maths book on page 150.

An Ghaeilge: Chríochnaigh an postaer den Chistin agus chleachtaigh an foclóir nua (Make sure your kitchen poster is finished and practice the words).

Try some of these games:

<https://www.folensonline.ie/home/library/programmes/planet-maths1/resources/>

<https://www.folensonline.ie/home/library/programmes/abair-liom-1st-class/resources/> Click on any of the 'Pléasc na Balún', Tráth na gCeist', or Cártaí Meaitseála games to revise all the new words we have learned this year.



Well Done and Welcome to the Weekend 😊



Well done on getting all of that work done! Remember that you can always change the order that you decide to do something! This is just to give an extra helping hand!

If you can, try and take a picture of some of your work or just get in contact to let me know how you are getting on 😊

Enjoy your weekend