



First Class

11th - 15th May

Miss Byrne

Monday



Good morning ladies. A new week is ahead of us! Hopefully you found this pdf helpful with work. Remember to take it at your own pace, and do what suits you!! Today we will have a look at describing a setting for a story, a new type of addition sum, and Sounds in SESE. I hope you have a great week. Get in touch if you can, and feel free to contact me if there is anything at all you need ☺

Describing a Setting



Today we are going to describe a variety of settings depending on what type of story we are writing. I will give you a few to choose from, and we will use adjectives to describe them. When you have written a few sentences, you can then draw a picture to finish it.

1. A forest
2. A Cottage
3. A School



Imagine you are at one of these places:

- 1. What would you hear?**
- 2. What would you see?**
- 3. What would you feel?**
- 4. What would you smell?**



Try and use these to help you write 5-10 lines describing ones of these settings:

The Forest:

- Magical
- Crunchy leaves
- Sunlight through the leaves
- Birds chirping
- Peaceful
- Twigs

The School:

- Bell ringing
- Children laughing
- Yellow school building
- Pencils scribbling
- Singing
- Chalk hopscotch
- Hands raised

A Cottage:

- Flowers
- Quiet
- Small
- Wild animals
- A pond
- Chickens

Addition with Renaming:

Remember:

When we are adding:

- With TENS and UNITS, you need 10 of any object to make a full group.
- Any 'leftovers' that can't make a full group are what we call out UNITS.

This week girls, we are going to learn to addition with renaming. This is just a fancy way of saying, when we are adding, we keep the TENS together and the UNITS together. To practice this, we will try to regroup sets of objects that have a

Have a look at this example:

1. These buns need to be regrouped. There are 16 buns in total. How many TENS can we make? How many UNITS will we have left over?



I was able to circle one group of TEN.



There were 6 left over.
There aren't enough to make another TEN so I have 6 UNITS

Now have a look at this example:

I have 2 tens and 11 units. Can you regroup them for me?



Now try pages
137 and 138 in
your Planet
Maths 😊

OR

1. Look at how many units you have.
2. Circle a ten.
3. How many TENS do you have now?
4. How many UNITS do you have now?

$$\begin{array}{c} + \\ \curvearrowright \\ 2 \text{ tens and } 11 \text{ units} = 3 \text{ tens and } 1 \text{ unit} \end{array}$$

SESE

This week, we are going to do some work on Sounds. Today we are going to have a look at sounds around our home. We will use our Unlocking SESE workbooks, which would have focused on sounds in the school, but we can use our homes instead, if that is easier 😊

- You can choose to draw pictures about places/things that make loud and soft sounds either at home or in school.
- If you want you can split the box in half and do both places.
- Try and come up with 6 pictures 😊



NOW STOP 😊



Well done on any of the work you have gotten completed today!

Only do as much of it as you are able for, and remember to send on pictures of the work you have done to my school email address - ebyrne@mercyprimaryschool.ie


I would love to hear from you 😊

Tuesday

Jolly Grammar:

Take out your Jolly Grammar and go to the next sound you have to complete (remember we were all at different stages in our groups).

Good morning ladies! Today we are going to practice a new sound in our Jolly Grammar, continue our work on Regrouping in Maths, and do an activity of your choice!



For an extra challenge and practice:

Take out your Writing copy and choose 10 words from your new sound. Can you put them into sentences? Or could you even put them into a story?

Write the words you choose into your Try it Space 😊

Addition with Renaming

Today we are going to take what we have learned about regrouping, and try the same concept with Standing Up sums. The key is just to remember that TENS stay with TENS and UNITS stay with UNITS 😊
Have a try of page 140 in your Planet Maths!

Have a look at this Example:

$$5 + 7 = 12$$

We can't put 12 under the UNITS because there is a TEN in it.

We put the UNITS under the line.

WE must take the TEN and put it back above the line with the other TENS.

Then we can add all the TENS together!

1. tens units

3	5
+	2 7
<hr/>	
6	2

140 Addition 5

A Circle the tens.
13 16 29 24 33 41 74
Circle the units.
10 20 37 45 51 62 86

B Try these.

1. tens units 3 5 + 2 7 6 2	2. tens units 3 4 + 3 8	3. tens units 3 7 + 4 7
4. tens units 4 8 + 2 8	5. tens units 6 9 + 2 3	6. tens units 7 9 + 1 6
7. tens units 2 9 + 4 9	8. tens units 5 6 + 2 6	9. tens units 3 7 + 4 3

C Use cubes to help you.

1. 2 tens + 8 units + 1 tens + 3 units 4 tens 1 unit	2. 3 tens + 7 units + 2 tens + 5 units tens units
3. 5 tens + 4 units + 2 tens + 9 units tens units	4. 5 tens + 8 units + 3 tens + 7 units tens units

Strand: Number
Strand Unit: Addition

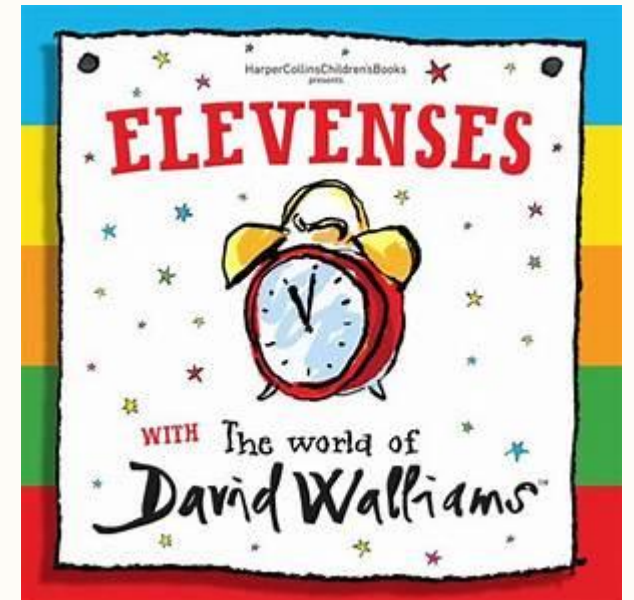
Your Choice 😊



Now you can choose an activity to do! You could draw a picture, play a board game, write a story in your free writing copy, or any fun activity that you like to do!

Here are a few links to activities you could do, if you have access to a laptop or tablet!


- <https://www.folensonline.ie/home/library/programmes/planet-maths1/resources/> This will lead you to lots of Maths games and resources on the Folens website, where you can set up your own account!
- <https://www.worldofdavidwalliams.com/elevenses/> This is a link to David Walliams stories that you can listen to. There is a new one every day at 11am!



Wednesday

Good Morning girls! Today we are going to begin having a look at Na Séisúir as Gaeilge (The Seasons), do some more work on Clothes in SESE, and do a little bit of Art or Music ☺

An Ghaeilge



Take your blank sheet and practice drawing your own Summer scene, labelling the items with the new vocabulary that I have written in.


(And remember our class rule – don't judge Miss Byrne's drawing ☺)

Tarraing pictiúr don tSamhraidh leis na foclóir nua. Dathaigh an pictiúr nuair atá tu chríochnaithe.





SESE

Today girls, we will continue our work on Sound in our Unlocking SESE. Today we will look at Pitch – which means how high or low a sound is when it's made.

Making Sounds

 **Pitch** means how high or low a sound is. Hit these things with a stick. How high or low is the sound?

box

	<input type="radio"/>	<input type="radio"/>	<input type="radio"/>	<input type="radio"/>
	Very low	Low	High	Very high
	<input type="radio"/>	<input type="radio"/>	<input type="radio"/>	<input type="radio"/>
	Very low	Low	High	Very high
	<input type="radio"/>	<input type="radio"/>	<input type="radio"/>	<input type="radio"/>
	Very low	Low	High	Very high
	<input type="radio"/>	<input type="radio"/>	<input type="radio"/>	<input type="radio"/>
	Very low	Low	High	Very high

Find these items (or something similar) around your house.

You will need to hit them with something small and light, such as a stick, spoon or pencil.

Each time you hit one, listen carefully to the sound. How high or how low is it? 😊

Art









This week, you can make your Art activity from your Unlocking SESE. You will be learning about sound and Music at the same time 😊


Making a Musical Instrument

You can make musical instruments by reusing different things from your home. With a grown-up's help, follow the instructions to make a shaker.

What you need

- A cardboard tube
- Seeds
- Rubber bands
- Glue or sticky tape
- Greaseproof paper
- Coloured paper
- Crayons and markers
- Scissors

	1. Cut the coloured paper to fit around the cardboard tube.		5. Use rubber bands to tie the greaseproof paper to one end of the tube.
	2. Draw or stick fun pictures and patterns on the coloured paper.		6. Pour the seeds into the tube.
	3. Stick the paper to the cardboard tube.		7. Use rubber bands to tie the greaseproof paper to the other end of the cardboard tube.
	4. Cut two pieces of greaseproof paper to cover the bottom and top of the cardboard tube.		8. Now shake, shake, shake!

82  **Sound** Energy and forces
Sound unit Sound

Music

This week, try and learn a new song. You can use Kidzbop on YouTube, or maybe take a song you have on a CD at home already.

In your copy:

1. Write the name of the song
2. Who sings the song?
3. What instruments can you hear?
4. What is the tempo of the piece? (fast/slow)
5. What is the pitch of the piece? (high/low)

<https://www.youtube.com/user/KidzBopKids>

Thursday

Good morning ladies! Today we are going to revise our work on Plurals, and continue our work on Adding with Renaming.

Plurals

Today, we will look at Plurals!

A plural means that there are more than one of any object!

For example:

Dog - dogs
Brush - brushes

Today we are going to look at words that get an /es/.



Have a look at page 59 in your Jolly Grammar.

Choose a noun that ends in /ch/, /s/, /x/.

These endings always get /es/ when they become a plural.

Some examples of Nouns you can use are: lunch, box, glass 😊

Problem Solving


Today, we are going to continue our work on Adding with Renaming. We will use our Planet Maths again today 😊

Remember:





1. Start with your **UNITS**
2. When you add them together, put the **UNITS** under the line and the **TENS** back above the line with the other **TENS**.
3. Then add your **TENS** together and put your answer under the line 😊

Addition 5 141

A Add.

1. (a) $\begin{array}{r} 18 \\ + 26 \\ \hline \end{array}$	(b) $\begin{array}{r} 28 \\ + 19 \\ \hline \end{array}$	(c) $\begin{array}{r} 36 \\ + 26 \\ \hline \end{array}$	(d) $\begin{array}{r} 55 \\ + 19 \\ \hline \end{array}$	(e) $\begin{array}{r} 28 \\ + 28 \\ \hline \end{array}$
2. (a) $\begin{array}{r} 37 \\ + 14 \\ \hline \end{array}$	(b) $\begin{array}{r} 28 \\ + 35 \\ \hline \end{array}$	(c) $\begin{array}{r} 25 \\ + 39 \\ \hline \end{array}$	(d) $\begin{array}{r} 18 \\ + 63 \\ \hline \end{array}$	(e) $\begin{array}{r} 33 \\ + 49 \\ \hline \end{array}$
3. (a) $\begin{array}{r} 22 \\ + 49 \\ \hline \end{array}$	(b) $\begin{array}{r} 35 \\ + 57 \\ \hline \end{array}$	(c) $\begin{array}{r} 19 \\ + 65 \\ \hline \end{array}$	(d) $\begin{array}{r} 38 \\ + 52 \\ \hline \end{array}$	
4. (a) $\begin{array}{r} 47 \\ + 29 \\ \hline \end{array}$	(b) $\begin{array}{r} 37 \\ + 59 \\ \hline \end{array}$	(c) $\begin{array}{r} 19 \\ + 43 \\ \hline \end{array}$	(d) $\begin{array}{r} 15 \\ + 69 \\ \hline \end{array}$	(e) $\begin{array}{r} 29 \\ + 39 \\ \hline \end{array}$

B Try these.

1. Susan has 11 books. John has 8 books. How many books have Susan and John?
2. William spent 12c in the shop. James spent 5c in the shop. How much money did they both spend altogether? c 
3. Amy has 9 sweets. Dermot has 9 sweets. How many sweets have Amy and Dermot? 
4. Sean has 7 marbles. Elaine has 8 more. How many has Elaine? 
5. Simon has 13c. Lisa has 5c more than Simon. How much money has Lisa? c 

Strand: Number

Strand: Operations

Friday

Good Morning ladies!! Friday already!! I'm going to keep it nice and simple today. There is nothing new today, just revision, so let's get going! Today I would like you to do some DEAR and Free writing, finish our work on subtraction, and finish our Irish. I will also leave some links to some online resources and games that we normally use in class 😊

English: This morning, let's take 15 minutes of DEAR time. Write down the name of the author and story that you choose. Next, take your Free Writing copy and let's get creative with the topic 'If I was in Charge for a day'.

Maths: One last Addition activity in your Planet Maths book on page 142.

An Ghaeilge: Chríochnaigh an postaer den tSamhraidh agus chleachtaigh an foclóir nua (Make sure your Summer poster is finished and practice the words).

Try some of these games:

<https://www.folensonline.ie/home/library/programmes/planet-maths1/resources/>

<https://www.folensonline.ie/home/library/programmes/abair-liom-1st-class/resources/> Click on any of the 'Pléasc na Balún', 'Tráth na gCeist', or 'Cártaí Meaitseála' games to revise all the new words we have learned this year.

142 Addition 5

A Circle the tens.
12 14 27 38 42 53 55
Circle the units.
24 33 42 58 41 34 44

B Try these.

1. tens units	2. tens units	3. tens units	4. tens units
2 6 + 1 6	1 4 + 3 9	2 8 + 3 6	3 5 + 1 8
<input type="text"/> <input type="text"/>	<input type="text"/> <input type="text"/>	<input type="text"/> <input type="text"/>	<input type="text"/> <input type="text"/>

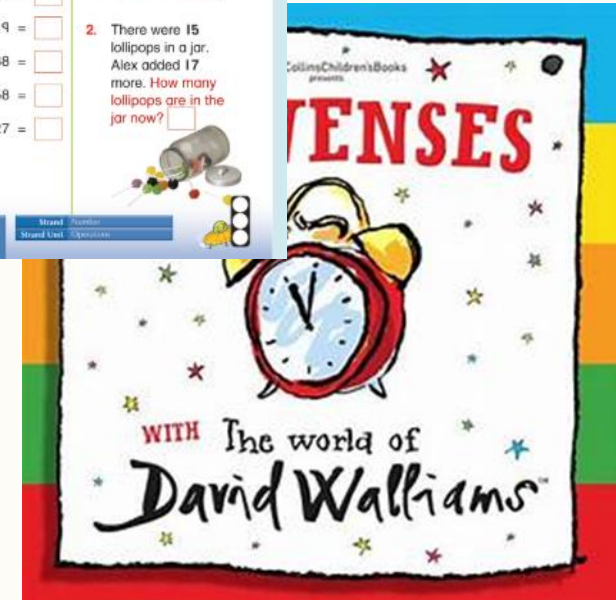
5. tens units	6. tens units	7. tens units	8. tens units
6 2 + 2 9	2 7 + 3 7	5 6 + 2 7	4 8 + 2 9
<input type="text"/> <input type="text"/>	<input type="text"/> <input type="text"/>	<input type="text"/> <input type="text"/>	<input type="text"/> <input type="text"/>

C Try these.

1. $47 + 29 =$	2. $28 + 63 =$
3. $55 + 28 =$	4. $47 + 24 =$
5. $11 + 59 =$	6. $35 + 19 =$
7. $33 + 28 =$	8. $55 + 38 =$
9. $58 + 18 =$	10. $17 + 58 =$
11. $26 + 36 =$	12. $33 + 27 =$

D 1. Sam had 15c. Tony gave him another 18c. How much has Sam now? c.

2. There were 15 lollipops in a jar. Alex added 17 more. How many lollipops are in the jar now?



Well Done and Welcome to the Weekend 😊

If anyone wants any different work, just send me an email. I have a Time Capsule from LIDL that I can send on, Maths sheets with different challenges, and different Jolly Grammar worksheets 😊



Well done on getting all of that work done! Remember that you can always change the order that you decide to do something! This is just to give an extra helping hand! Only do as much of it as you feel up to!

If you can, try and take a picture of some of your work or just get in contact to let me know how you are getting on! My email is ebyrne@mercyprimaryschool.ie

Enjoy your weekend 😊

Well Done and Welcome to the Weekend 😊

http://mercyprimaryschool.ie/wordpress/?page_id=15661

There are lots of resources available on the school website.

If you are looking for more books to read, Ms Enright has put up a link for the Oxford Owl books under the SEN tab.

Ms Dermody has also put up some 'First Class Team Teaching' activities that will test your counting and 100 square skills.

Keep sending me on work, and I can keep giving you DOJO points throughout the next couple of weeks.

Stay Safe 😊