



First Class

18th – 22nd May

Miss Byrne


Challenge Time

This week, I have wanted to be able to come along with you as you get up to different activities😊

I am really missing working and playing with all of the girls. You can cut me out and take pictures of me with you as you do work, play inside or outside, or with anything you do during the week.







Settings and Characters ☺

Adjectives

An **adjective** is a word that describes a noun or pronoun such as a person, place, thing, or idea.

An adjective can tell . . .

Color	Size	Shape	Taste
black	big	boxy	bitter
blue	huge	oval	sour
coral	large	round	sweet
green	little	square	tangy
pink	short	triangular	tart

Odor	Texture	Sound	Number	Weather
flowery	bumpy	faint	few	clear
fresh	furry	harmonious	fifty	dry
musty	slimy	loud	many	foggy
salty	smooth	pleasant	sparse	rainy
stinky	squishy	quiet	two	windy

EXAMPLE A **pleasant** purr came from the **furry black** kitten.
(adjective) (adjective)(adjective)

[illegible]

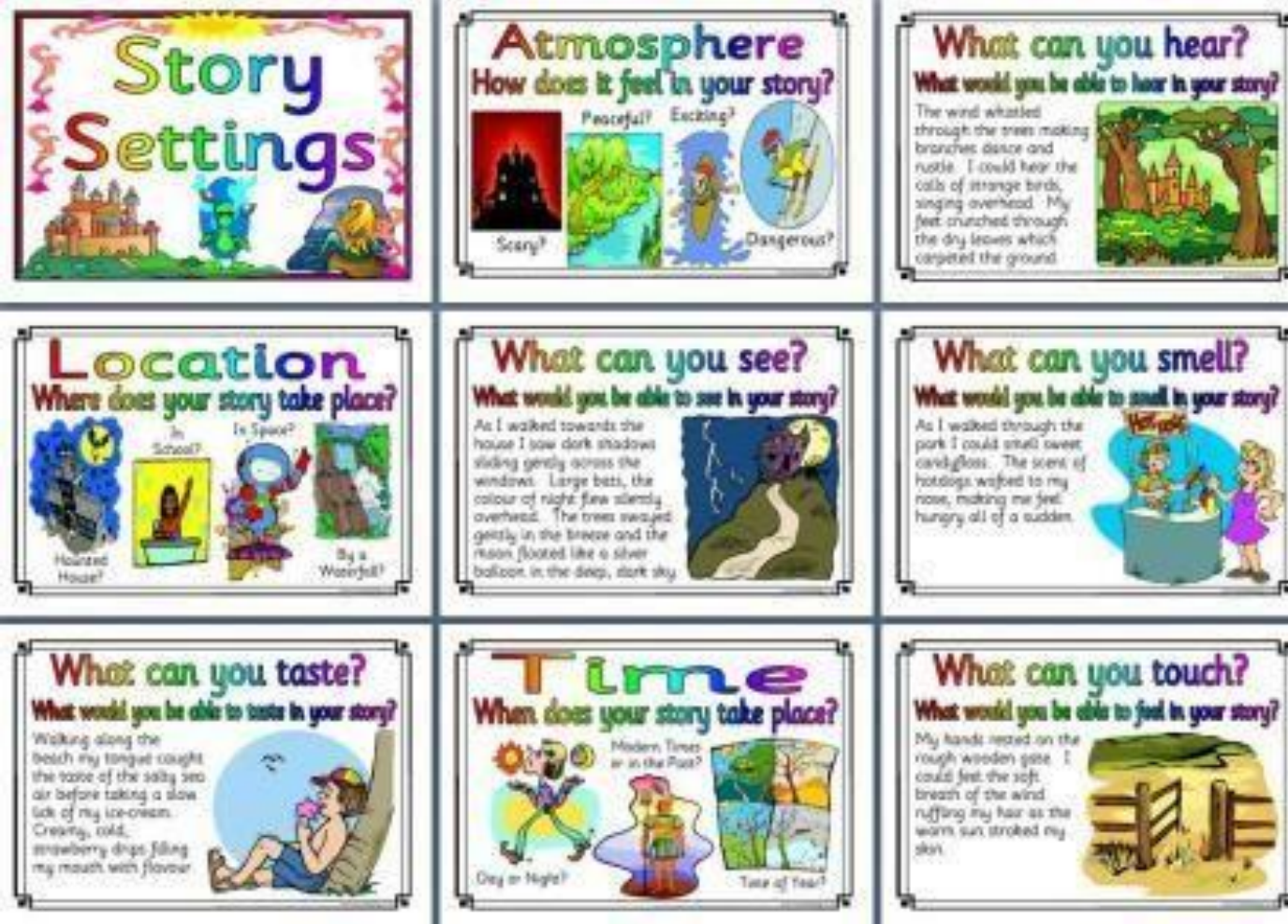
Choose your favourite character and setting and describe them together:

Characters:

1. Pirate
2. Teacher
3. Fairy
4. Yourself

Settings:

1. The Zoo
2. The Beach
3. Forest
4. Circus



It might help to think of these things while you are describing your character in your setting 😊

Fractions:

This week ladies, we are going to begin working on Fractions. In First Class, we look at halves. We will practise dividing groups into two groups (halves), colouring half of a set, and practise writing $\frac{1}{2}$ in our workbooks and copies.


114
Fractions


A Do you remember your doubles?


1. $3 + 3 =$ 2. $1 + 1 =$ 3. $4 + 4 =$


4. $2 + 2 =$ 5. $5 + 5 =$ 6. $6 + 6 =$

B Count then circle $\frac{1}{2}$.

1.  = . Now circle $\frac{1}{2}$. I circled apple.

2.  = . Now circle $\frac{1}{2}$. I circled pears.

3.  = . Now circle $\frac{1}{2}$. I circled bananas.

4.  = . Now circle $\frac{1}{2}$. I circled oranges.

C Halves


1. $\frac{1}{2}$ of 2 =


2. $\frac{1}{2}$ of 4 =

3. $\frac{1}{2}$ of 6 =

4. $\frac{1}{2}$ of 8 =

5. $\frac{1}{2}$ of 10 =

D Draw $\frac{1}{2}$ an apple. 

E Draw $\frac{1}{2}$ a cake. 






• Estimate and identify half of sets to 20.

Strand: Number









Strand Unit: Fractions


Fractions
115


A Tick the containers that are $\frac{1}{2}$ full.

 ☐  ☐  ☐  ☐  ☐

B Tick the pictures that show $\frac{1}{2}$.

1.  <input type="checkbox"/>	2.  <input type="checkbox"/>	3.  <input type="checkbox"/>	4.  <input type="checkbox"/>
5.  <input type="checkbox"/>	6.  <input type="checkbox"/>	7.  <input type="checkbox"/>	8.  <input type="checkbox"/>

C Colour $\frac{1}{2}$ of the chocolate bar. 

D Colour $\frac{1}{2}$ of the sweets. 

• Estimate and identify half of sets to 20.

Strand: Number

Strand Unit: Fractions

Try these pages in your Planet Maths!

Remember, when dividing a group in $\frac{1}{2}$ think about dividing it between you and someone else. It must always be fair, you must both get the same amount 😊

(Even if it's chocolate and you'd like to keep it :P)

SESE

This week, we are going to do some work on Transport. Today we are going to have a look at all the different ways that we can travel. You will need your Unlocking SESE book 😊

Can you name 5 different reasons we need to travel?

For the past number of weeks, we have only been allowed to travel for important reasons, such as food shopping, going to the doctor or pharmacy, or going to work.

Now think of all the different types of transport that we can use.

Then have a look at page 105 in your Unlocking SESE!

Transport




Tick the types of transport that you see in your local area.



Hello. I'm Charlie, I am a bus driver. I bring the children to school in the mornings and home again in the afternoons. I drive very carefully. I check the engine and keep the bus clean.



Write about a lorry driver, a delivery person, or someone else who drives for a living.



NOW STOP 😊



Well done on any of the work you have gotten completed today!

Only do as much of it as you are able for, and remember to send on pictures of the work you have done to my school email address - ebyrne@mercyprimaryschool.ie


I would love to hear from you 😊

Tuesday

Jolly Grammar:

Take out your Jolly Grammar and go to the next sound you have to complete (remember we were all at different stages in our groups).

Good morning ladies! Today we are going to practice a new sound in our Jolly Grammar, continue our work on Fractions in Maths, and do an activity of your choice!



For an extra challenge and practice:

Take out your Writing copy and choose 10 words from your new sound. Can you put them into sentences? Or could you even put them into a story?

Write the words you choose into your Try it Space 😊

Fractions

Today we are going to take what we have learned about Fractions. We are going to practice dividing sets into 2 groups (fairly), and practice splitting shapes into halves ☺

Try these two pages in your Planet Maths.

Remember that when you are splitting something into halves, you are dividing them into 2 groups.






Each group must have the same amount.

116 Fractions

A Match.



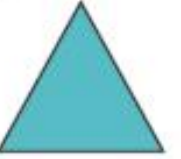
rectangle
square
circle
semi-circle
triangle

B Draw a line through each shape to show 2 halves. Colour.

Colour  Colour 
Colour  Colour  Colour 

C Tick the pizzas that show $\frac{1}{2}$.


D Pair work Write the names of the shapes. Draw 2 lines on each shape to show halves in different ways.


  


Objectives: Calculate and identify half of sets to 20.
Strand: Number
Strand Unit: Fractions


Fractions 117

A Count and colour $\frac{1}{2}$.

1.  = Now colour $\frac{1}{2}$. I coloured bananas.

2.  = Now colour $\frac{1}{2}$. I coloured oranges.

3.  = Now colour $\frac{1}{2}$. I coloured apples.

4.  = Now colour $\frac{1}{2}$. I coloured pears.

B Try these.

1. $\frac{1}{2}$ of 12 =
2. $\frac{1}{2}$ of 14 =
3. $\frac{1}{2}$ of 16 =
4. $\frac{1}{2}$ of 18 =
5. $\frac{1}{2}$ of 20 =

C Kate's mum gave her 14 sweets to share with her sister, Molly. They each got $\frac{1}{2}$ of the sweets. Draw the amount of sweets that Molly got.

Objectives: Calculate and identify half of sets to 20.
Strand: Number
Strand Unit: Fractions

Your Choice 😊

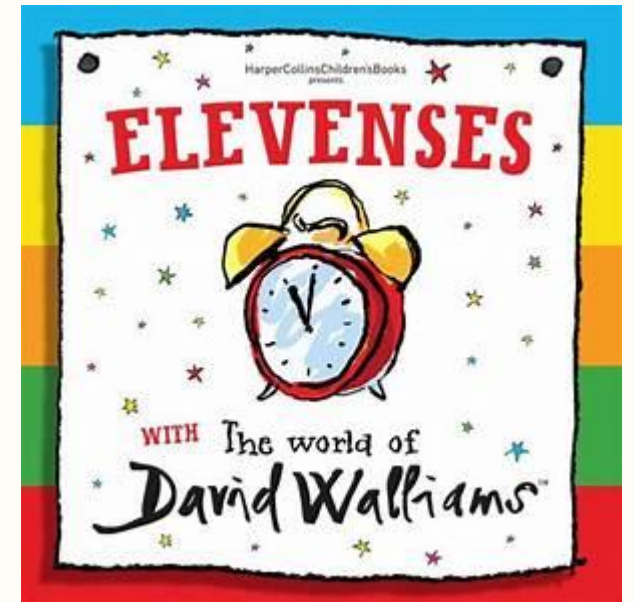
I have been so impressed with the activities you have been getting up to at home. I have gotten excellent photos of you baking, fishing, playing soccer, growing flowers, colouring, and building LEGO houses!! Keep up the great work



Now you can choose an activity to do! You could draw a picture, play a board game, write a story in your free writing copy, or any fun activity that you like to do!

Here are a few links to activities you could do, if you have access to a laptop or tablet!

- <https://app.gonoodle.com/login?source=GNlogin> You could also have a go at home with Go Noodle!! Get dancing, practising yoga, or even doing some peaceful meditation 😊
- <https://www.folensonline.ie/home/library/programmes/planet-maths1/resources/> This will lead you to lots of Maths games and resources on the Folens website, where you can set up your own account!
- <https://www.worldofdavidwalliams.com/elevenses/> This is a link to David Walliams stories that you can listen to. There is a new one every day at 11am!



Wednesday

Good Morning girls! Today we are going to begin having a look at Na Séisúir as Gaeilge (The Seasons), do some more work on Transport in SESE, and do a little bit of Art or Music ☺

An Ghaeilge

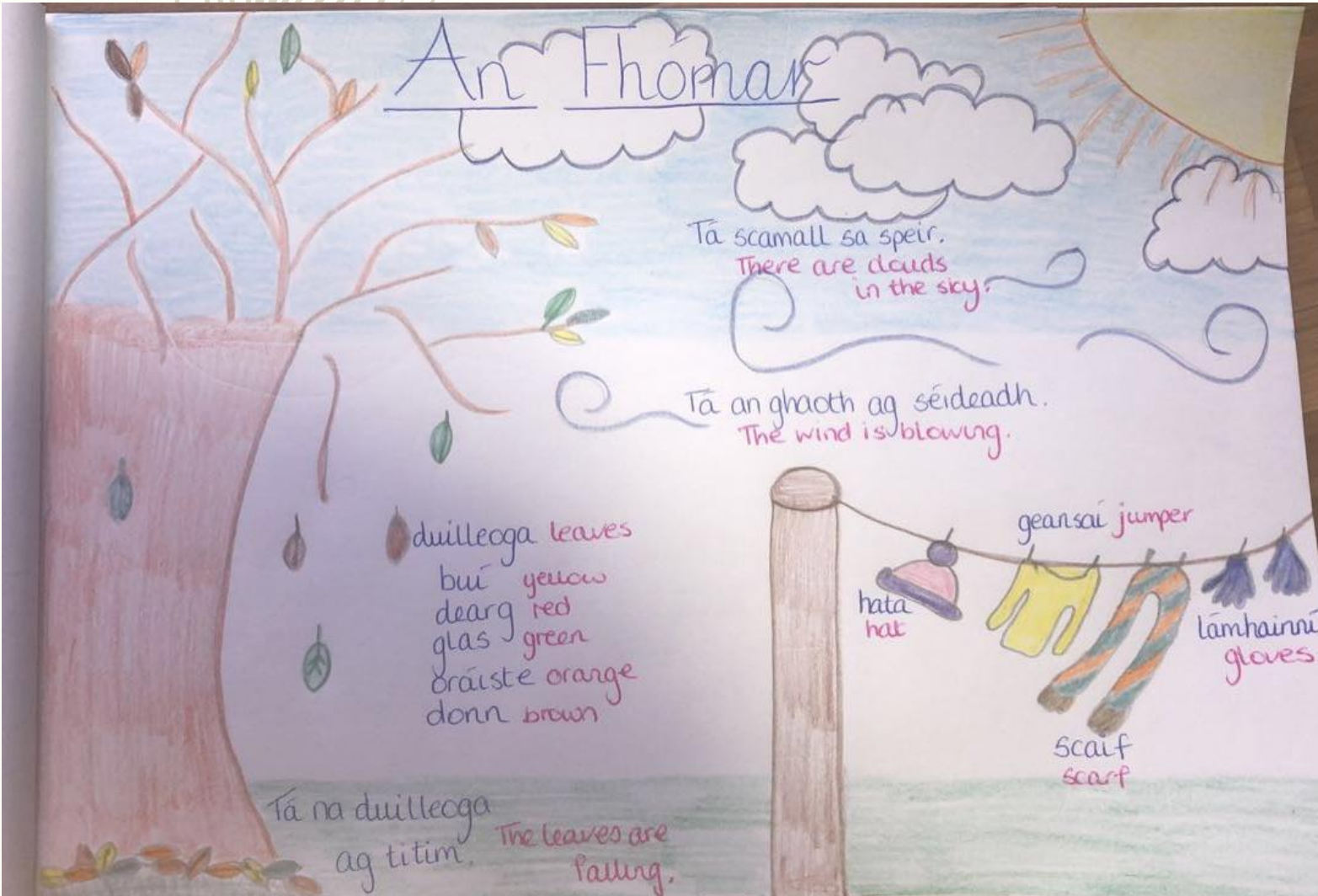
Take your blank sheet and practice drawing your own Autumn scene, labelling the items with the new vocabulary that I have written in.

Tarraing pictiúr don tSamhraidh leis na foclóir nua. Dathaigh an pictiúr nuair atá tu chríochnaithe.

Tá an ghaoth ag séideadh (Taw an gway egg shay-da)

Tá scamall sa spéir (Taw scom-ul sa sp-air)

Tá na duilleoga ag titim (Taw na dill-o-ga egg titim)



SESE

Today we are going to learn about Hot Air Balloons in History. WE are very lucky here in Birr, that for the last few years we have been able to see the Hot Air Balloon Festival in the castle. And only a few months ago, we got to see a hot air balloon in our school yard 😊

Hot Air Balloons

  Listen to your teacher. Answer the questions.

1. Who invented hot air balloons?

2. What were the first animals to be sent up in a hot air balloon?

3. Who was the first man to travel by hot air balloon in Ireland?

 Why, do you think, did the inventors send animals up in the hot air balloons?

 Draw yourself travelling over your home in a hot air balloon.

106  Strand Story
Stripped unit Stories

On 19th September 1783, the Montgolfier Brothers in France, flew a Hot Air Balloon successfully for King Louis and Queen Marie Antoinette. There were no men in the balloon, but it did have a sheep, a duck, and a rooster.

On the 21st November 1783 the Montgolfier brothers successfully flew a hot air balloon in Paris with two men on board.

The first Irish person to fly a hot air balloon was Richard Crosbie. Between 1785 and 1786, he flew four times in Dublin and Limerick.

This information will help you complete page 106 in your book 😊

Art



Children's Art Competition
Draw or paint the Hero in your life helping you through this time

Are you:

-  **From the island of Ireland**
-  **6-14 years old**

IF SO, GET YOUR SUBMISSION IN NOW!!!
Full details: www.drawyourhero.ie

DRAW YOUR HERO

- 3 Artist Prizes per Age Category
- Special Hero Prizes
- Art Exhibition & Awards Night

JUDGES

 Mike Fitzpatrick Dean of LSAD & Chair of Panel	 Roisin Upton Irish Field Hockey International	 Declan Hannon Limerick Hurling Captain	 Louise Cantillon Radio Presenter at Spin South West
---	--	---	--

The poster also features images of art supplies like a 'Creative Art Ensemble Set' and 'One4all Gift Cards'.

Music

This week, try and learn a new song. You can use Kidzbop on YouTube, or maybe take a song you have on a CD at home already.

In your copy:

1. Write the name of the song
2. Who sings the song?
3. What instruments can you hear?
4. What is the tempo of the piece? (fast/slow)
5. What is the pitch of the piece? (high/low)

<https://www.youtube.com/user/KidzBopKids>

This week, if you choose to do an art activity, you can have a look at this competition we were sent. It is all about the hero's in your life. You can choose anyone you like, perhaps someone that you know that is doing something special during these strange times. Maybe it's someone you know who is working on the Frontline, your parents or grandparents taking care of you, or a neighbour that has done something special for you 😊

There are more details on their website and Facebook page 😊 If you want to enter and need any help doing so, just let me know!

Thursday

Good morning ladies! Today we are going to work on Speech Marks when writing, continue our work on Fractions, and do some work on Healthy Eating in SPHE 😊

Speech Marks

Today, we will look at Speech Marks!

We use these to show when someone is speaking in our writing!

I like to call them our 66 and 99 marks 😊


66 goes at the before someone starts to speak, and 99 at the end of what they said. (And colour in the circles)

Have a look at these

"My name is Miss Byrne", said the teacher.

"I teach First Class", she told the children.

Now come up with your own sentences on this page in your Jolly Grammar!



Fractions


Today we are going to finish our work on Fractions in your Planet Maths ☺


When you are doing the problems on the page, you can draw them out and circle half, which will help you to see the group that you are dividing ☺


118 Fractions

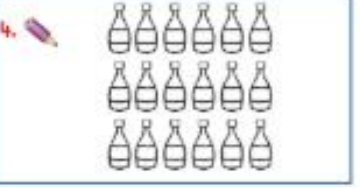
I will identify half of sets to 20 through number stories.

A *Pair work* Colour half.

1. 

2. 

3. 

4. 

B 1. John had 14 marbles. He gave $\frac{1}{2}$ to his friend Mark. How many did Mark get?

2. Lisa had 6 cakes. She gave $\frac{1}{2}$ to Molly. How many cakes did Molly get?

3. Mum gave Sarah and Tom $\frac{1}{2}$ a packet of sweets each. They each had 5 sweets. How many sweets were in the packet?

4. Peter shared 20 cards into 2 equal piles. How many were in each pile?

C Match.

$\frac{1}{2}$ of 12 8

$\frac{1}{2}$ of 16 7

$\frac{1}{2}$ of 20 6

$\frac{1}{2}$ of 18 9

$\frac{1}{2}$ of 14 10

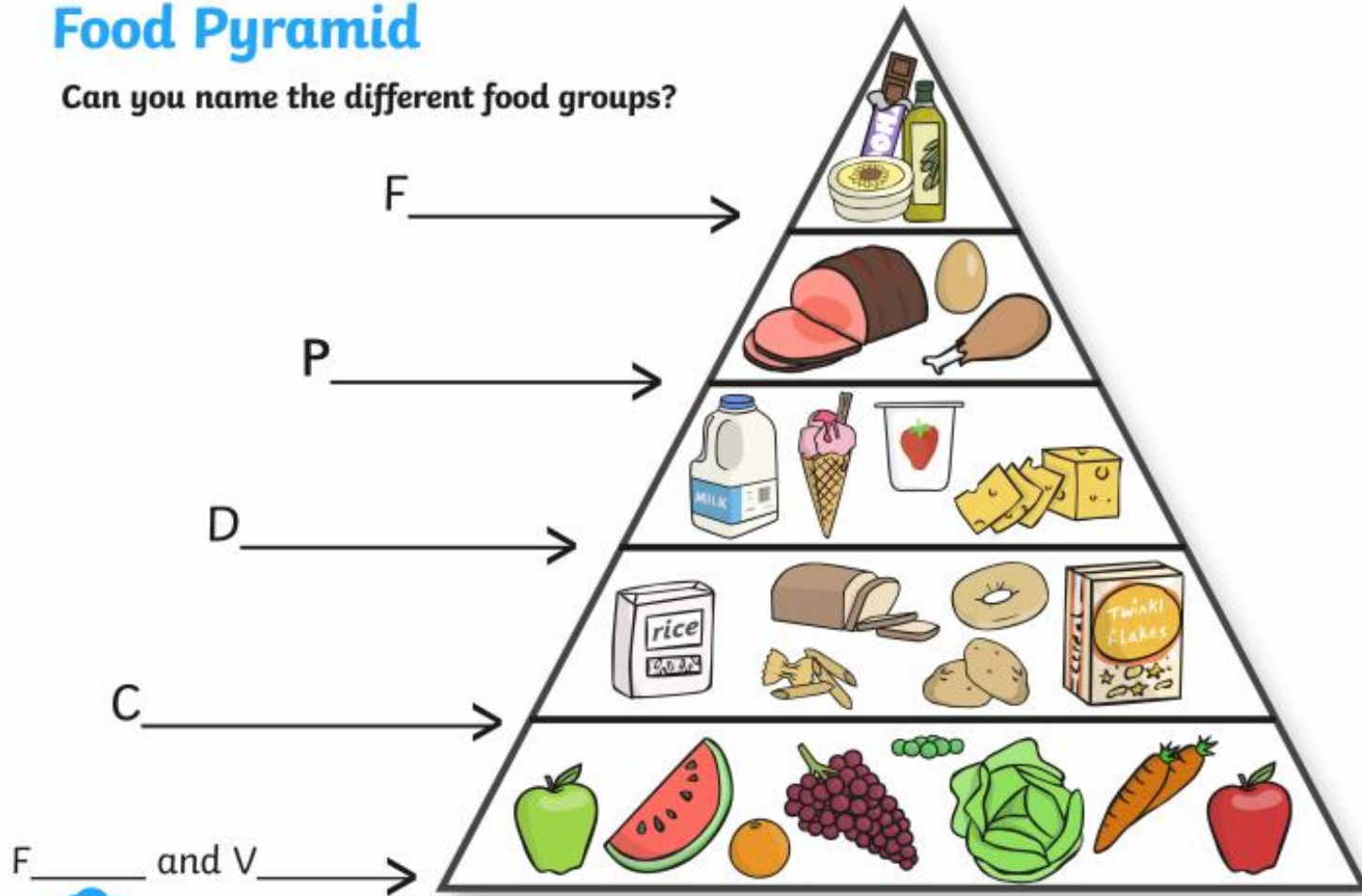
Strand: Number
Strand Unit: Fractions

* Estimate and identify half of sets to 20.

SPHE: Healthy Eating

Food Pyramid

Can you name the different food groups?



1. Fruit and Vegetables
2. Carbohydrates
3. Dairy
4. Protein
5. Fats

Can you draw a food pyramid into your SESE Hardbacks or copies?

Label each section, and draw the foods that go in each.

As the section gets smaller, it means that you need less of them in your diet.

If you want, this activity is on Twinkl as a cutting and pasting activity 😊

Friday

Good Morning ladies!! Friday already!! I'm going to keep it nice and simple today. There is nothing new today, just revision, so let's get going! Today I would like you to do some DEAR and Free writing and choose an activity of your choice. I will also leave some links to some online resources and games that we normally use in class 😊


English: This morning, let's take 15 minutes of DEAR time. Write down the name of the author and story that you choose. Next, take your Free Writing copy and let's get creative with the topic 'Working on a Farm'.

Oxford Owl have all of their books available online. These are just like the books we would read in Lift Off! Ms Enright and Ms Phelan have instructions on how to access them on the school website (Look under SEN and Ms Phelan 4th - 8th May). It's really easy and great fun!!

Try some of these games:

<https://www.folensonline.ie/home/library/programmes/planet-maths1/resources/>

<https://www.folensonline.ie/home/library/programmes/abair-liom-1st-class/resources/> Click on any of the 'Pléasc na Balún', Tráth na gCeist', or Cártaí Meaitseála games to revise all the new words we have learned this year.



Well Done and Welcome to the Weekend 😊

If anyone wants any different work, just send me an email. I have a Time Capsule from LIDL that I can send on, Maths sheets with different challenges, and different Jolly Grammar worksheets 😊



Well done on getting all of that work done! Remember that you can always change the order that you decide to do something! This is just to give an extra helping hand! Only do as much of it as you feel up to!

If you can, try and take a picture of some of your work or just get in contact to let me know how you are getting on! My email is ebyrne@mercyprimaryschool.ie

Enjoy your weekend 😊

Well Done and Welcome to the Weekend 😊

http://mercyprimaryschool.ie/wordpress/?page_id=15661

There are lots of resources available on the school website.

If you are looking for more books to read, Ms Enright has put up a link for the Oxford Owl books under the SEN tab.

Ms Dermody has also put up some 'First Class Team Teaching' activities that this week will revise your Money skills.

Keep sending me on work, and I can keep giving you DOJO points throughout the next couple of weeks.

Stay Safe 😊