



First Class

5th – 8th May

Miss Byrne

Tuesday




Good morning ladies. This is the first week of new work, so we will be making more use of our copies and hardbacks as we won't have worksheets that went home for you! I hope these pages are helping to break the work down into manageable parts, but if there is anything you are unsure of, or if there is anything different that you want, just send me an email and I will try and help. Today, we are going to do some work on Characters for when we write our own stories, have a look at some problems in Maths, and continue our work on clothes 😊

Character Profiles

Today we are going to create a character profile. We will use our knowledge of adjectives, nouns, and verbs to describe a character that we will write about next week.

We will describe the following:

1. Characters appearance: Hair colour, eye colour, height
2. Likes and Dislikes: Favourite colour, food, music, hobbies, clubs or teams
3. Characters Family: Do they have any brothers or sisters? Who lives in their house?
4. Characters Job: Do they have a job? Are they a student in school?





Let's come up with some ideas together:

Descriptive Words For Appearance

What colour is their hair?

Are they tall or short?

Do they have their ears pierced?

Is their hair straight, wavy, or curly?

Are they an adult or child?

What colour are their eyes?

Are they pale? Do they have freckles?

Is it a person you know, or imaginary?



Let's come up with some ideas together:

Ideas for Like and Dislikes

What is their favourite colour?

What is their favourite food?

What is their favourite tv show?

What do they like to do in their spare time?

What is their favourite hobby?

What is their favourite subject?

What is their favourite movie?

Are they a part of any teams or clubs?





Your Character's Job

Do they have a job?

- Does your character like their job?
- What job is it?
- Are they still in school?

Your Character's Family

Who is in your character's family?

Is it a big or small family?

Who are their best friends?

Does any one else live in their house? Grandparents?



twinkl

www.twinkl.co.uk

Character Profile



Name: Date:

Appearance	Likes and Dislikes
Eye colour: _____	Likes: _____
Hair Colour: _____	_____
Skin Colour: _____	_____
Fat or thin? _____	_____
Tall or short? _____	_____
Anything else? _____	Dislikes: _____
_____	_____
_____	_____
_____	_____
_____	_____
_____	_____
_____	_____
_____	_____
_____	_____
_____	_____
_____	_____
_____	_____
_____	_____
_____	_____
_____	_____
_____	_____
_____	_____



You can do it off this sheet, or copy the headings into your copy 😊

Problem Solving

This week girls, we are going to practice our problem solving skills. Using our Planet Maths, we are going to practice reading problems, creating number sentences, and drawing pictures to match the problems. To do this, you will need your 100 square, and recall all of your adding and subtracting skills 😊


Remember:

There are a few things you need to remember when solving problems:

1. Read the problem twice
2. Decide if you will be doing an addition or subtracting sum.
3. Draw a picture to help you
4. Create your number sentence
5. Solve the number sentence.

Have a look at this example:

1. Katie baked 16 chocolate chip buns on Sunday. On Monday, there were only 6 left. How many buns had been eaten?
 - Is it addition or subtraction? We know it's subtraction because, the number is smaller (6) and it uses the word 'left'
 - Draw a picture to help you see it in your head:




- Now create your number sentence. There are two ways you can do this?

$$16 - 6 = \square \text{ OR}$$

$$16 - \square = 6$$

Try these in your copy:

1. Sarah has 30 colouring pencils in a pot. She loses 12 of them in school. How many does she have left?
2. Max has 8 toy cars. He gets 11 new cars for his birthday. How many does he have altogether?
3. Miss Byrne has 8 sparkly pens, 3 fluffy pens, and 4 Harry Potter pens. How many novelty pens does she have altogether?
4. There were 40 sheep in a field. 16 of them walked into the feeding shed. How many were left in the field?



SESE

This week, we are going to continue our work on clothes. For the next task, you can either use blank paper or your SESE Hardback. We are going to create a clothes line from a certain decade, and use our knowledge of adjectives to help us 😊

- First choose a decade that you like the most. This can be from the 20's, 60's, 80's, or you can choose to work with the clothes that you like to wear. (Have a look at last week's pdf for ideas 😊)
- You can draw different items of clothing from this time into your SESE Hardback, or on blank paper (which you can cut out)
- Colour and design your clothes using adjectives to describe them
- If your work is on blank paper, you can cut them out to make a clothes line 😊



NOW STOP 😊

Well done on any of the work you have gotten completed today!

Only do as much of it as you are able for, and remember to send on pictures of the work you have done to my school email address - ebyrne@mercyprimaryschool.ie


I would love to hear from you 😊

Wednesday

Good morning ladies! Today we are going to practice a new sound in our Jolly Grammar, continue our work on Number stories, and do an activity of your choice!

Jolly Grammar:

Take out your Jolly Grammar and go to the next sound you have to complete (remember we were all at different stages in our groups).



For an extra challenge and practice:

Take out your Writing copy and choose 10 words from your new sound. Can you put them into sentences? Or could you even put them into a story?


Write the words you choose into your Try it Space 😊

Problem Solving

Today we are going to complete some of the problem solving pages in our Planet Maths.

We are going to have a look at pages 144 and 145

If you want an extra challenge, try creating 5 problems of your own in your copies.

144 Tables 8 

Subtraction
When you subtract you move backwards.
e.g. $7 - 2 = 5$


Cover 7 with a counter, then use your finger to count 2 spaces backwards. Where did you land? Yes you landed on 5.

1	2	3	4	5	6	7	8	9	10
11	12	13	14	15	16	17	18	19	20
21	22	23	24	25	26	27	28	29	30
31	32	33	34	35	36	37	38	39	40
41	42	43	44	45	46	47	48	49	50
51	52	53	54	55	56	57	58	59	60
61	62	63	64	65	66	67	68	69	70
71	72	73	74	75	76	77	78	79	80
81	82	83	84	85	86	87	88	89	90
91	92	93	94	95	96	97	98	99	100

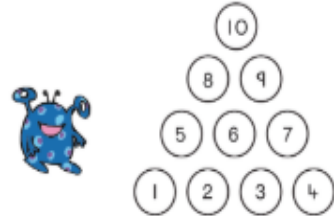


A Use a counter to cover your starting number on the 100 grid. Practise counting backwards.

1. $12 - 2 = \square$ 2. $13 - 2 = \square$ 3. $32 - 2 = \square$
 4. $23 - 4 = \square$ 5. $33 - 4 = \square$ 6. $43 - 4 = \square$
 7. $35 - 3 = \square$ 8. $55 - 3 = \square$ 9. $85 - 3 = \square$

B 1. $72 - 6 = \square$ 2. $43 - 4 = \square$ 3. $38 - 5 = \square$ 4. $61 - 2 = \square$
 5. $85 - 5 = \square$ 6. $93 - 2 = \square$ 7. $49 - 7 = \square$ 8. $48 - 6 = \square$
 9. $96 - 6 = \square$ 10. $88 - 7 = \square$ 11. $67 - 5 = \square$ 12. $78 - 8 = \square$

145 Problem-Solving 8 

1 All the children's ages relate to their names. Can you work out how old Thomas is?
Harry is 5. Martin is 6. Caroline is 8. Josephine is 9. Thomas is

2   

Take 10 coins or buttons and arrange them like the ones above. Can you move only 3 coins to make the triangle turn upside down?

3 Which of these numbers is the odd one out? Colour the odd one out and explain why.

1. 2 4 5 8 10 2. 12 10 8 5 3. 29 28 27 22
 4. 20 30 40 35 5. 1 3 5 7 8 6. 92 82 70 62

4 Break the code.
What are the alien's favourite foods?

1. $50 - 20 = \square$ (P) 2. $8 + 4 = \square$ (I)
 3. $20 - 6 = \square$ (Z) 4. $20 - 5 = \square$ (L)
 5. $10 + 11 = \square$ (C) 6. $20 - 2 = \square$ (A)
 7. $10 - 7 = \square$ (O) 8. $15 + 5 = \square$ (T)
 9. $20 - 12 = \square$ (R) 10. $10 - 5 = \square$ (S)
 11. $\frac{1}{2}$ of 14 = (E)

30 12 14 14 18 5 18 30 30 15 7 5 21 18 8 8 3 20 5

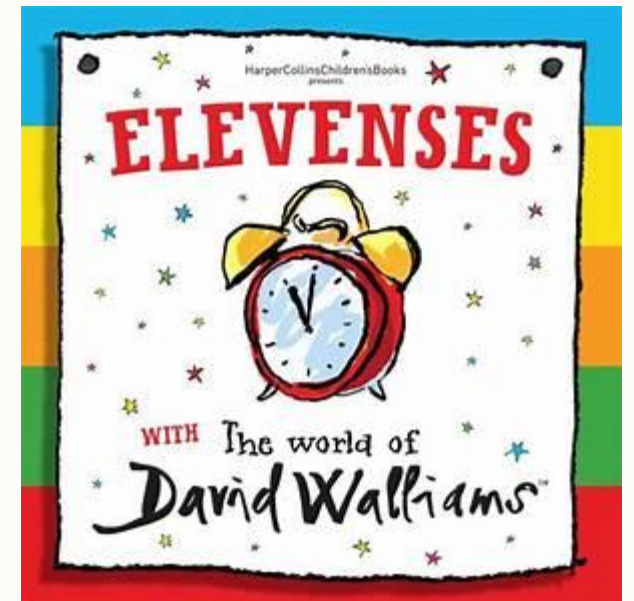
Your Choice 😊



Now you can choose an activity to do! You could draw a picture, play a board game, write a story in your free writing copy, or any fun activity that you like to do!

Here are a few links to activities you could do, if you have access to a laptop or tablet!

- <https://www.folensonline.ie/home/library/programmes/planet-maths1/resources/> This will lead you to lots of Maths games and resources on the Folens website, where you can set up your own account!
- <https://www.worldofdavidwalliams.com/elevenses/> This is a link to David Walliams stories that you can listen to. There is a new one every day at 11am!



Thursday

Good Morning girls! Today we are going to begin having a look at Na Séisúir as Gaeilge (The Seasons), do some more work on Clothes in SESE, and do a little bit of Art or Music ☺

An Ghaeilge

Take your blank sheet and practice drawing your own spring scene, labelling the items with the new vocabulary that I have written in.

(And remember our class rule – don't judge Miss Byrne's drawing ☺)

Tarraing pictiúr don tEarrach leis na foclóir nua. Dathaigh an pictiúr nuair atá tu chríochnaithe.



SESE

Today girls, I have included a couple of clothes worksheets for you to choose from. You can do this work in your copy, in your SESE Hardback, or print these sheets from Twinkl. One is a wordsearch and for the other, you can design your own T-shirt, with as much imagination as you can.

Activity Sheet 5

Clothing Word Search

shirt
jumper
belt
underpants

tights
gloves
boots
tie

vest
shoes
socks
scarf

Page 5 of 9

twinkl

visit twinkl.com

Design a T-Shirt

Can you design your own T-shirt? What colours, pictures or patterns would you like?





twinkl

visit twinkl.com





Objects and Materials

Objects and materials are different and can do different things.


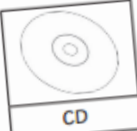

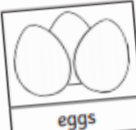
Colour all the **soft** things red.

 metal	 cotton	 stone	 wool
--	---	--	---





Colour all the **hard** things green.

 diamond	 ice	 brick	 fabric
--	--	--	---

Colour all the **smooth** things blue.

 sandpaper	 CD	 bowling ball	 eggs
---	--	--	--

Colour all the **rough** things yellow.

 bark	 pineapple	 sandpaper	 bowling ball
---	--	--	---

twinkl

visit twinkl.com.au

Page 1 of 2

Art



This week, for our Junk Art activity, you could try an 'Egg Carton Dragon'. You can use card or paper to create scales, a tail, or flames. You can design your dragon any way you like 😊

Music

This week, try and learn a new song. You can use Kidzbop on YouTube, or maybe take a song you have on a CD at home already.

In your copy:

1. Write the name of the song
2. Who sings the song?
3. What instruments can you hear?
4. What is the tempo of the piece? (fast/slow)
5. What is the pitch of the piece? (high/low)

<https://www.youtube.com/user/KidzBopKids>

Friday

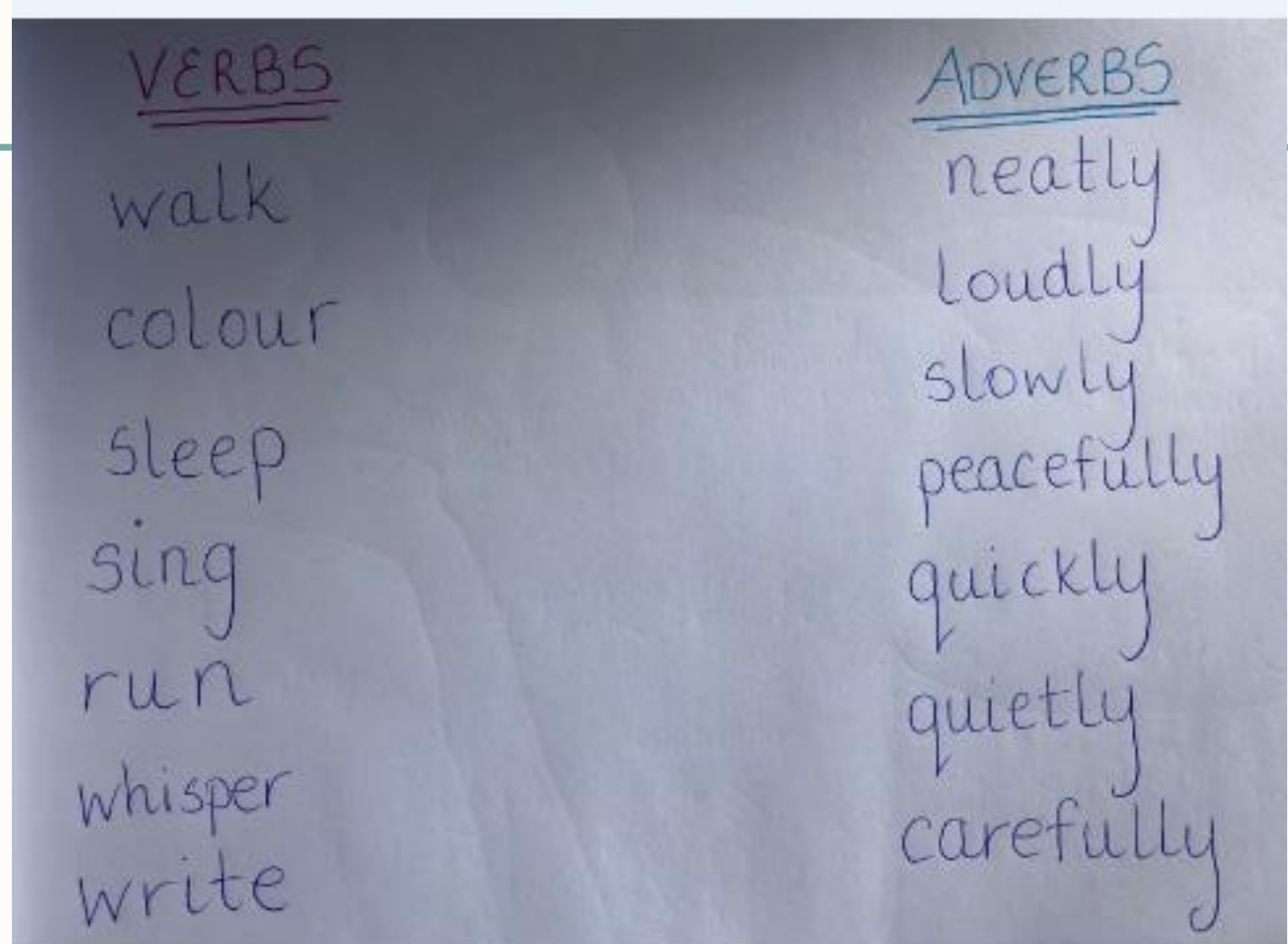
Adverbs

Today, I would like for you to match these verbs with an adverb that could work in a sentence.

Remember that an adverb describes a verb.

After you match them, you can try writing them into sentences in your Writing copy. For an extra challenge, you could try drawing a picture for these sentences.

Good morning ladies! Today we are going to revise our work on Adverbs, continue our work on Problem Solving, and have a look at one of our Stay Safe topics in SPHE! First, we are going to do some revision on Adverbs!



Problem Solving

Today, we are going to continue our work on Problem Solving. I want to give you a few to try in your copies, writing the number sentences and drawing pictures to match.

1. Mary saw 14 sheep, 22 cows, and 6 horses on her Grandad's farm. How many animals did she see altogether?
2. There were 25 teddies on a shelf in the Toy Shop. 4 sold on Monday, and 6 sold on Tuesday. How many teddies are left in the Toy Shop?
3. Sarah has 16 colours, 3 pencils, 1 rubber and 1 pencil parer in her pencil case. How many items are there in her pencil case altogether?
4. There are 20 daffodils in the flower bed. Ann picks 6 of them for her mother. How many are left in the flower bed?

Solving Word Problems

	READ Read the problem for understanding
	CONSIDER Underline the important facts and look for patterns.
	PLAN Draw a picture, if needed, to help you solve the problem.
	WRITE Write an equation for the number problem.
	SOLVE Solve the problem. Show your work.
	Evaluate Does your answer make sense? If not, try again.

SPHE - Stay Safe Programme

Today, we are going to have a look at the topic of 'STRANGERS'. We will have a look at who strangers are and how we behave around them. <https://staysafe.ispringcloud.eu/acc/nDGWnuu03NTM3/c/7537-cYTi3-pY3Y4-FG2RT>

Have a look at these statements with an adult under the headings of: YES NO UNSURE

- Strangers are usually men
- Anyone you meet online is a stranger
- Most strangers are nice
- You know by looking at strangers whether you can trust them or not
- You should never talk to a stranger
- A stranger won't know your name
- Strangers are mostly adults
- Children you don't know are strangers

 **WORKSHEET 14**
1st & 2nd class

The Stranger Quiz

Colour the face	 YES	 NO	 NOT SURE
1. Strangers are usually men			
2. Anyone you meet online is a stranger.			
3. Most strangers are nice people			
4. You know by looking at strangers whether you can trust them or not			
5. You should never talk to a stranger			
6. A stranger won't know your name			
7. Strangers are mostly adults			
8. Children you don't know are strangers			

Well Done and Welcome to the Weekend 😊

If anyone wants any different work, just send me an email. I have a Time Capsule from LIDL that I can send on, Maths sheets with different challenges, and different Jolly Grammar worksheets 😊



Well done on getting all of that work done! Remember that you can always change the order that you decide to do something! This is just to give an extra helping hand! Only do as much of it as you feel up to!

If you can, try and take a picture of some of your work or just get in contact to let me know how you are getting on! My email is ebyrne@mercyprimaryschool.ie

Enjoy your weekend 😊

Well Done and Welcome to the Weekend 😊

http://mercyprimaryschool.ie/wordpress/?page_id=15661

There are lots of resources available on the school website.

If you are looking for more books to read, Ms Enright has put up a link for the Oxford Owl books under the SEN tab.

Ms Dermody has also put up some 'First Class Team Teaching' activities that will test your counting and 100 square skills.

Keep sending me on work, and I can keep giving you DOJO points throughout the next couple of weeks.

Stay Safe 😊