

# Ms Phelan & Ms Enright

Distance Learning 2020

English & Maths



# How to access ebooks!



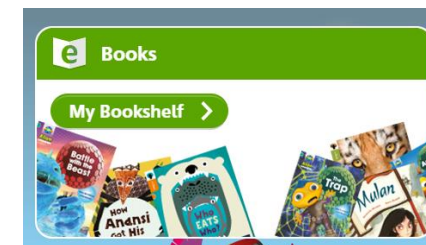
Click on this link [Oxford Owl](https://www.oxfordowl.co.uk)

- ▶ Next click on 'My class login' at top of page.
- ▶ Enter username and Password
- ▶ Click on 'My Bookshelf'.
- ▶ Choose a book!

(Email us for further information on book level and activities for your child)

- ▶ Ms Phelan – [lphelan@mercyprimaryschool.ie](mailto:lphelan@mercyprimaryschool.ie)
- ▶ Ms Enright – [genright@mercyprimaryschool.ie](mailto:genright@mercyprimaryschool.ie)

Username: mrs p & ms e  
Password: Mercy



Digital resources for those who love to listen to stories and write!

Go to <https://www.storylineonline.net/>

Storyline Online

All Books About Us Blog Subscribe


SEARCH

DONATE

Library


Sort by: Title

Index: A B C D E F G H I J K L M N O P Q R S T U V W X Y Z




**A Bad Case of Stripes**  
Written by: David Shannon  
Illustrated by: David Shannon  
Published by: Blue Sky Press  
Read by: Sean Astin  
Suggested grade level: 2nd - 3rd  
Run time: 12 minutes

Activity Guides Buy This Book




**A Tale of Two Beasts**  
Written by: Fiona Robertson  
Illustrated by: Fiona Robertson  
Published by: Kane Miller Books  
Read by: Sarah Silverman  
Suggested grade level: 1st - 3rd  
Run time: 7 minutes

Activity Guides Buy This Book




**Arnie the Doughnut**  
Written by: Laurie Keller  
Illustrated by: Laurie Keller  
Published by: Henry Holt & Company - Macmillan Publishers  
Read by: Chris O'Dowd  
Suggested grade level: 1st - 2nd  
Run time: 15 minutes

Activity Guides Buy This Book




**As Fast As Words Could Fly**  
Written by: Pamela M. Tuck  
Illustrated by: Eric Velasquez  
Published by: Lee & Low Books Inc.  
Read by: Dulé Hill  
Suggested grade level: 3rd - 4th  
Run time: 16 minutes


Activity Guides Buy This Book



**Carla's Sandwich**



**Catching the Moon**



**CHESTER'S WAY**  
American

**Read any of the following stories. You can mute the sound and read yourself or read along with the voice. Write a summary or book review or choose an activity from the next 3 slides!**

# Storyonline links and activities!

## **A Bad Case of Stripes**

<https://youtu.be/cKaQXmRvpvw>

Once reporters heard about Camilla, they camped out on her lawn to report the story. Imagine you are a TV newsperson assigned to cover the story. Write your script for the evening news. You can present your work as a TV news reader in writing or on video.

## **Carla's Sandwich**

<https://youtu.be/M-aceEquCtY>

What is your favourite sandwich? Think of what you need to make it and make a list of ingredients. Now write directions explaining how to make the sandwich.

## **Somebody Loves You Mr Hatch**

[https://youtu.be/AGAS\\_Aj85cA](https://youtu.be/AGAS_Aj85cA)

How does Mr. Hatch change throughout the story?

What caused Mr. Hatch to change during the story? Use details from the story to support your answer.

How do you think Mr Hatch felt when the postman called back to explain he had made a mistake?

Do you like this story? Can you write down what made you feel sad, worried or happy during the story?

# Storyonline links and activities!

## **Wilfrid Gordon McDonald Partridge**

<https://youtu.be/6dLCKYTbR5c>

Think about a favourite memory you have. How do you feel when you think about this memory? Write down this memory, where you were , who/ what is in the memory.

## **Library Lion**

<https://youtu.be/T18NCobS43c>

It's very unlikely that a lion would show up in a neighbourhood. Can you write to tell me your opinion- where did the lion come from? Where do you think he goes every night? What would you have done if you saw the lion in the library?

## **Lotus and Feather**

<https://youtu.be/8bpXikqUvXw>

How did the children's feelings about Lotus change from the beginning to the end of the story? Use at least two details from the story to support your response.

# Storyonline links and activities!

## **Please Please The Bees**

<https://youtu.be/-XFQNGJmLEk>

Benedict did the same thing every day. Can you write a day in your diary, something about your routine while you are at home every day and send it to us in an e-mail or a photograph of your work. This book is all about give and take and people (or animals ) helping each other. How can you help whoever you are living with during this unusual time?

## **The Coal Thief**

<https://youtu.be/ANZ0P4Edfd8>

What lesson did Georgie learn?

What do you think Georgie will do the next time Harley tries to get him to do something that's not right?

Write about a time a friend wanted you to do something that you knew wasn't right. What did you do?

## **The Hula-Hoopin' Queen**

<https://youtu.be/op9Bc7GWCuw>

Every story has a problem. What were the problems in this story? You can list the problem in one column and how it was solved in another column.

# SNIP Spelling Programme

One session to be completed each week!

Look, say, cover, write and check - once a day

come					
don't					
down					
half					
house					
last					
live					
many					
next					

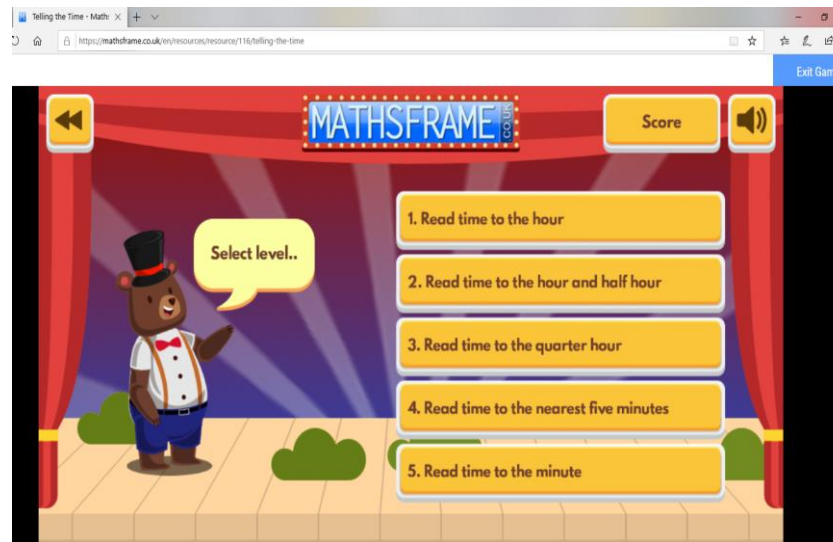

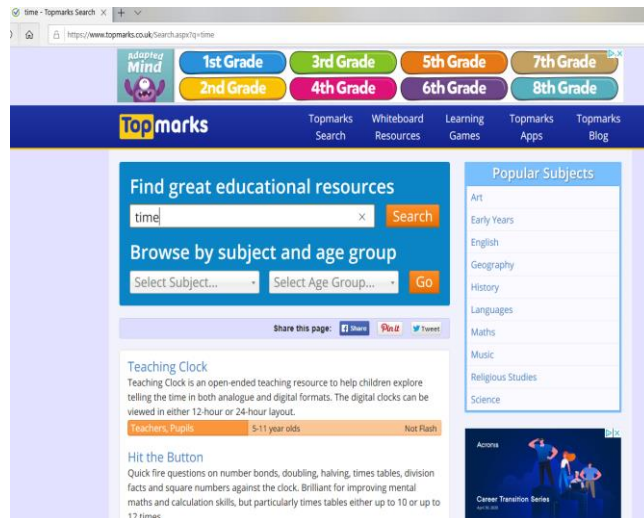
Tracking - can you find the words hidden twice in each line?  
Say the letters out loud as you circle them - write them at the end

come	acmgaoillemdoeactlglaeuindne	
don't	yaldoutlthnedragdnomishenbtr	
down	stfbdoidawufrikdaobirawocmk	

- ▶ Begin with reading the words out loud – shared reading – linking with words already known. Explain the vocabulary and encourage the pupil to put the word in a sentence. Then the pupil reads out the words independently but help is provided if necessary. They need to be familiar with the words before they start to learn to spell them.
- ▶ Look, say, cover, write and check in the first column, one word at a time – if they make an error – examine where it went wrong, emphasising the letters they have placed in the right place and try again. The extra columns are provided so LSCWC can be completed again preferably daily.
- ▶ Tracking. The words are written in the letter sequence twice. So the pupil would say out loud e.g. “can” c-a-n (We have no issue if they say the name or the sound of the letter as it is the sequence that is important) Then they place their pen under the first letter, in this case “s”, and draw a line underneath the letters until they come to the “c” – they loop over this letter – then go onto find “a” etc. Each time they loop a letter they say it out loud. The word is hidden twice in the line. They complete the rest of the column.
- ▶ Other exercises may include: Anagrams, Writing out the capital letters, Matching the word Shapes, Crosswords, Wordsearch

**Maths:** Check out [topmarks.co.uk](https://www.topmarks.co.uk) by clicking on the link below:

[Topmarks website link](https://www.topmarks.co.uk)



Mental Maths  
Game: Hit the  
button!  
[link to game!](#)



This is a great game  
for time! Lots of other  
games on this  
website also!



Please make contact through email for specific work for your child.

Mrs Phelan & Ms Enright

Ms Phelan – [lphelelan@mercyprimarychool.ie](mailto:lphelelan@mercyprimarychool.ie)

Ms Enright – [genright@mercyprimarychool.ie](mailto:genright@mercyprimarychool.ie)



Hope you are all  
safe and well.