



First Class

18<sup>th</sup> – 22<sup>nd</sup> May

---

Miss Byrne

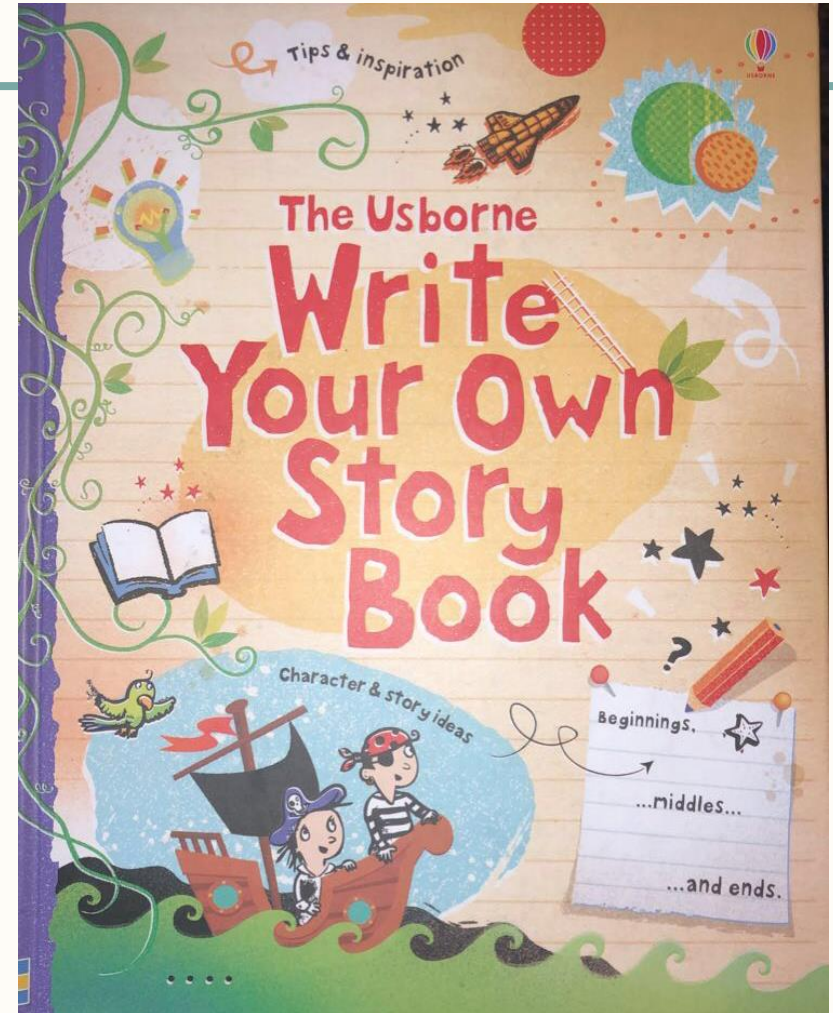
# Monday

*Good Morning Ladies! I hope you are all well and keeping safe. WE are at the beginning of a new week. From here on, the work will be a little different due to the time of year. There will be just two tasks a day, and then the day is yours to enjoy, relax, and have fun 😊 Today we are going to have a look at another story challenge, and revise some of our work on Money in Maths.*

Today, I would like you to take everything you have learned about writing stories, and create your own Fairytale!!

On the next page, is another challenge from the Usborne book 'Write Your Own Story Book', to help you.

Be as creative as you like, and remember the Fairytales we have read throughout the year, and that you have read at home 😊



# Create your own fairy tale

Once upon a time... that's how all fairy tales begin. But now you can decide how the story goes, using the lists on these pages to help you.

## Possible characters

- prince
- princess
- fairy godmother
- mermaid
- ogre
- wicked queen
- big, bad wolf

## Settings

- magical castle
- underground caverns
- up a beanstalk
- house made of sweets
- bottomless well
- mysterious forest
- undersea kingdom

## Objects

- flying carpet
- magic ring
- glass shoe
- enchanted mirror
- crystal ball
- spinning wheel
- wand

Once upon a time...

## Build-up ideas

The main character...

- is called on a quest
- wishes for a friend
- finds something magical
- receives an invitation
- has an unexpected guest
- arrives in a strange land
- dreams of escaping poverty

## Problems

This character...

- is taken prisoner
- falls under a spell
- gets lost
- is turned into a frog
- is injured
- meets an enemy
- is mistaken for someone else

## Fairy tale endings


- wedding
- enemies make friends
- family reunion
- killing the dragon
- returning home
- a mystery is solved
- finding fame and fortune

# Money:


This week ladies, we are going to revise our work on Money. I want to practise our Addition and Subtraction skills with Money, using an image of different items you might find in the shop 😊




94c




45c



37c



5c



10c



27c



64c



31c



80c

1. How much money do I need to buy an apple and a flower?
2. How much money do I need to buy a rubber, pencil, and a yoyo?
3. How much money do I need to buy clothes pegs and an apple?
4. How much money do I need to buy a hat, flower, and a rubber?

If I have 90c going to the shop, how much change will I get if I buy:

1. A necklace?
2. An Apple?
3. A yoyo?
4. Will I have enough to buy flipflops?
5. How much more money would I need?

# NOW STOP 😊



---

Well done on any of the work you have gotten completed today!


Only do as much of it as you are able for, and remember to send on pictures of the work you have done to my school email address - [ebyrne@mercyprimaryschool.ie](mailto:ebyrne@mercyprimaryschool.ie)


I would love to hear from you 😊





# Tuesday

Today, we are going to learn a little bit about the ship, the Titanic. When you have read the information, you can try and complete page 115 in your Unlocking SESE 😊

**Titanic**

 Listen to your teacher.

 This is not a myth. This is a true story. Number what happened. Write about each picture.

 <input type="text"/> <input type="text"/>	 <input type="text"/> <input type="text"/>
 <input type="text"/> <input type="text"/>	 <input type="text"/> <input type="text"/>

Level 42 Grand Story Grand Story Stories 115

At the time, the Titanic was the largest ship ever built, and it took three years to make. It was built at the Harland and Wolff shipyard in Belfast in Northern Ireland.

The Titanic was as long as three football pitches and as high as a building with 17 storeys. People said the Titanic was so amazing it would never sink.

Not all cabins on the Titanic were the same. People with lots of money travelled first class. Second class passengers had a library and their own walking areas on the ship called promenades. People who travelled in third class usually didn't have much money. The cabins were near the ship's engines so could be noisy. There were only two baths between 700 people! Third class passengers weren't allowed to go in the first or second class areas.



On the Titanic's first journey, the weather was really cold. There were icebergs in the sea. One night, the ship hit an iceberg. It made a very big hole and the Titanic began to fill with water.

As the Titanic started to sink, people began to get into lifeboats. The problem was, there weren't enough lifeboats for everyone on board the Titanic.

A few hours after the Titanic hit the iceberg, it sank to the bottom of the sea. The people in the lifeboats waited in the freezing cold to be rescued.

For many years, people didn't know where the Titanic had sunk. People went deep sea diving to try to find the ship. Then a man called Robert Ballard found the Titanic. He discovered that the ship had broken into two pieces. Today, people can go on special trips down to see the wreck of the Titanic.



# Your Choice 😊


*I have been so impressed with the activities you have been getting up to at home. I have gotten excellent photos of you baking, fishing, playing soccer, growing flowers, colouring, and building LEGO houses!! Keep up the great work*



Now you can choose an activity to do! You could draw a picture, play a board game, write a story in your free writing copy, or any fun activity that you like to do!

Here are a few links to activities you could do, if you have access to a laptop or tablet!

- <https://app.gonoodle.com/login?source=GNlogin> You could also have a go at home with Go Noodle!! Get dancing, practising yoga, or even doing some peaceful meditation 😊
- <https://www.folensonline.ie/home/library/programmes/planet-maths1/resources/> This will lead you to lots of Maths games and resources on the Folens website, where you can set up your own account!
- <https://www.worldofdavidwalliams.com/elevenses/> This is a link to David Walliams stories that you can listen to. There is a new one every day at 11am!






# Wednesday

Good Morning girls! Today we are going to do an activity in our Jolly Grammar, and complete another activity in our SESE books 😊

Read the story below. Then underline the nouns in black and the verbs in red.

**Nouns**      **Verbs**



Inky toils long and hard in the garden. She digs the brown earth. The birds watch her interestedly. They wait eagerly for the grubs.

In the spring, Inky plants the seeds in the ground. She grows orange carrots, crispy lettuces and tall, green beans. In summer, she carefully harvests the yummy vegetables and eats them.

Inky also grows tall, yellow sunflowers in the garden. She likes the lovely sunflowers. The birds also like the sunflowers. They hungrily eat the striped black and white seeds.

Now see if you can underline the pronouns in pink, the adjectives in blue and the verbs in orange.

**Pronouns**      **Adjectives**      **Adverbs**

73

Today girls, I would like to try page 73 in your Jolly Grammar, which will help us to revise Nouns, Verbs, Adjectives, Adverbs, and Pronouns all at once.

We haven't revised Pronouns in quite a while!

Remember that these are just small words that take the place of Nouns. For example:

I  
You  
She/He  
We  
You (plural)  
They

# SESE

Today, I would like you to have a read of page 116 in your Unlocking SESE.

This looks at the work of a Sailor and people who work on boats!

It then asks you to think about how boats are used in your area. I know we don't have many boats here in Bir, but some of you may have seen the boats in Banagher on the River Shannon. You may also have been on a boat somewhere else in Ireland or whilst on Holidays.

If not, you could draw or write about where you would like to go on a boat, or the type of boat that you would like to travel on 😊

## Working on the Sea



My name is Jozef and I am the captain of a ferry. A ferry crosses water bringing cars and

passengers from one place to another. I make sure everything is working on the ferry and that the weather is safe to travel in.



My name is Nikolajs and I work on a

life-boat. I work as part of the coastal rescue team. When people are in danger, we must act quickly to try and save them. It is important that people learn that the sea can be very dangerous.



How are boats used in your area?



# Thursday

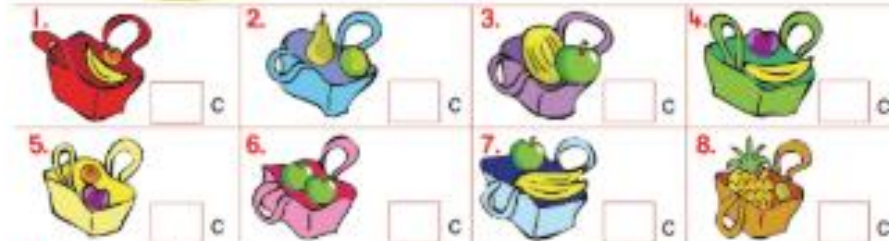
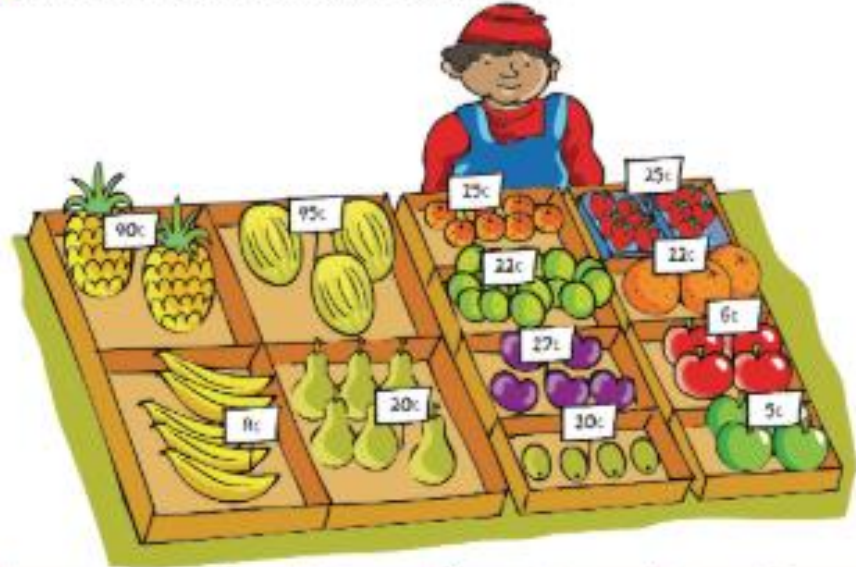
## Money

Today we are going to our last bit of revision on Money using our Planet Maths.

Have a look at page

I will use coins up to the value of 50c

**A** Find the cost of the shopping bags below.



**B**

buy	cost	change from 50c	buy	cost	change from 50c



# Floating and Sinking

**Floating and Sinking**

  Predict which things will sink. Draw the things that sink to the bottom of the basin.

 Tick the things that float.



  Design and make a boat that will float.

What do you need?

What will it look like?

I give my boat a score of  

Level 2 **Strand** Energy and forces.  
**Strand unit** Forces

 **117**

In your SESE book, I would like you to have a look at this Science topic, which examines Floating and Sinking.

To complete this page, you might want to get an adult to help you, and gather the materials to have a go at home 😊

# Friday

Good Morning ladies!! Friday already!! I'm going to keep it nice and simple today. There is nothing new today, just revision, so let's get going! Today I would like you to do some DEAR and Free writing and choose an activity of your choice. I will also leave some links to some online resources and games that we normally use in class 😊


**English:** This morning, let's take 15 minutes of DEAR time. Write down the name of the author and story that you choose. Next, take your Free Writing copy and let's get creative with the topic 'Working on a Farm'.

Oxford Owl have all of their books available online. These are just like the books we would read in Lift Off! Ms Enright and Ms Phelan have instructions on how to access them on the school website (Look under SEN and Ms Phelan 4<sup>th</sup> - 8<sup>th</sup> May). It's really easy and great fun!!

Try some of these games:

<https://www.folensonline.ie/home/library/programmes/planet-maths1/resources/>

<https://www.folensonline.ie/home/library/programmes/abair-liom-1st-class/resources/> Click on any of the 'Pléasc na Balún', Tráth na gCeist', or Cártaí Meaitseála games to revise all the new words we have learned this year.



# Well Done and Welcome to the Weekend 😊

*If anyone wants any different work, just send me an email. I have a Time Capsule from LIDL that I can send on, Maths sheets with different challenges, and different Jolly Grammar worksheets 😊*



**Well done on getting all of that work done! Remember that you can always change the order that you decide to do something! This is just to give an extra helping hand! Only do as much of it as you feel up to!**

**If you can, try and take a picture of some of your work or just get in contact to let me know how you are getting on! My email is [ebyrne@mercyprimaryschool.ie](mailto:ebyrne@mercyprimaryschool.ie)**

**Enjoy your weekend 😊**