

Hi everyone, we are on the countdown to the holidays! Thank you for all the wonderful pictures of your work that you have shared with me, time to take it easier now!

June 8th-  
12th

# Junior Infants

Just do a little bit!



## Monday

## Tuesday

## Wednesday

## Thursday

## Friday

### Phonics

Today we are going to learn a new sound.  
th  
that, this them, thin

<https://www.youtube.com/watch?v=7N0he9o0Qdw>

**Notebook**

**Notebook**

th sound  
worksheet  
Attached. Write the  
words in your copy.

### Reading

Read a book or listen to the audio  
story : The City Zoo  
<https://www.youtube.com/watch?v=SUuh-gzONNQ>

The Summer  
Playground  
[https://readon.myon.co.uk/reader/index.html?a=cr\\_summe\\_f08](https://readon.myon.co.uk/reader/index.html?a=cr_summe_f08)

### Writing

Write ew words in your copy.  
Say or write a sentence with ew words  
in your copy.

<https://www.youtube.com/watch?v=jPwFXQQsFTY>

### Oral Language

Our theme for June would have been  
'The Zoo': Talk about the people who work in  
the zoo. What kind of responsibilities/jobs do  
they have? Discuss what it would be like to work  
at the zoo. Discuss how important it is to work  
as part of a team and how important every  
single job is.

### Maths

Maths assessment sheet attached.

### Gaeilge

Siopadóireacht = shopping  
Téigh go dtí an siopa bia  
Go to the food shop.  
Téigh go dtí an siopa bréagáin.  
Go the toy shop.

An maith leat siopa bréagáin?  
Do you like the toy shop?  
Is maith liom. I like it.

Tarraing agus  
dathaigh an siopa  
bréagáin.  
Draw and colour a  
toy shop.

Feel free to pick and choose this work throughout the week.

Wednesday	Thursday	Friday
<p><b>Religion</b> Here are some prayers we say in school if you would like to say them with your daughter.</p> <p>Say: <b>Angel sent by God to guide me, Be my light and walk beside, Be my guardian and protect me, On the path of Life direct me.</b></p>	<p>Religion • Grow in Love Junior Infants <b>Theme</b> : We give thanks Lessons 1 <b>Thank you God for Food</b>: Free access to the online resources using the following details : <a href="https://app.growinlove.ie/en/login">https://app.growinlove.ie/en/login</a> Email: <a href="mailto:trial@growinlove.ie">trial@growinlove.ie</a> Password: growinlove</p>	<p>Say: Good morning Jesus, It's a brand new day, with lots to see and lots to say It's nice to know I have a friend in you, who cares for me however I do, At home or in school, throughout this day, stay close beside me, Lord Jesus I pray.</p>
<p><b>SPHE</b></p>		
<p><b>P.E.</b></p> <p>Joe Wicks 30 minutes workout for kids on YouTube at 9am daily</p>		<p>Go Noodle dance <a href="https://family.gonoodle.com/">https://family.gonoodle.com/</a></p>
<p><b>Music</b></p> <p>Sing and do the actions to " Let's go to the Zoo' stomp like the elephant, jump like the kangaroo <a href="https://www.youtube.com/watch?v=0wRmivbNgQk">https://www.youtube.com/watch?v=0wRmivbNgQk</a></p>		



th

th th

(Tune: Did You Ever See a LITTLE? Truck 33)

Did you ever hear  
a rude clown  
make this sound  
and that sound?  
Did you ever hear  
a rude clown  
say /th/-/th/, /th/-/th/?



Action: Pretend to be a rude clown and stick out your tongue a little for it (as in this), and further for th (as in thumt).

th th

voiced and unvoiced th



ACTION  
Pretend to be a rude clown and stick out your tongue a little for it (as in this), and further for th (as in thumt).



th th th th th  
y x ch sh

this  
moth  
that  
three  
them  
thin

Three of these pictures have a /th/ sound in them. Cross out the one that does not.

3



## Literacy – Tricky Words

Complete the worksheet below or get your child to write down their sentence in a copybook. Focus on Capital letter, finger spacing and full stops.

Look and say	Look, say and write	Cover and write	Check and write again
a			
the			
that			
to			
and			


**Fill in the missing word.**




1. \_\_\_\_\_ cat was in the basket.
2. Are you going over \_\_\_\_\_ their house?
3. Jack \_\_\_\_\_ Jill went up the hill.
4. Sorry, I did not hear \_\_\_\_\_
5. I would like \_\_\_\_\_ banana.

This writing may be a little tricky so just do the Look, say and write part if it is.






# Pet Shop







1. There are  kittens. 
- There are  goldfish. 
- There are  puppies. 



2. Colour the correct number of boxes.


					
					
					


Write the numbers. Add.

 <input style="width: 40px; height: 40px;" type="text"/>	and	 <input style="width: 40px; height: 40px;" type="text"/>	make	<input style="width: 40px; height: 40px;" type="text"/>
--	-----	--	------	---

 <input style="width: 40px; height: 40px;" type="text"/>	and	 <input style="width: 40px; height: 40px;" type="text"/>	make	<input style="width: 40px; height: 40px;" type="text"/>
--	-----	--	------	---




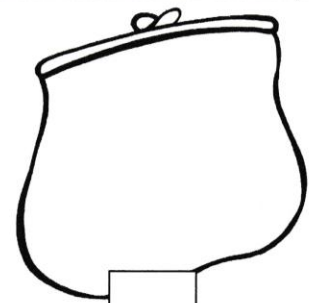


 <input style="width: 40px; height: 40px;" type="text"/>	and	 <input style="width: 40px; height: 40px;" type="text"/>	make	<input style="width: 40px; height: 40px;" type="text"/>
--	-----	--	------	---

 <input style="width: 40px; height: 40px;" type="text"/>	and	<input style="width: 40px; height: 40px;" type="text"/>	make	<input style="width: 40px; height: 40px;" type="text"/>
--	-----	---	------	---

 <input style="width: 40px; height: 40px;" type="text"/>	and	<input style="width: 40px; height: 40px;" type="text"/>	make	<input style="width: 40px; height: 40px;" type="text"/>
--	-----	---	------	---


Objective 3

Count all the coins in each purse. Write the correct amount.

 <input style="width: 40px; height: 40px;" type="text"/> c	 <input style="width: 40px; height: 40px;" type="text"/> c
 <input style="width: 40px; height: 40px;" type="text"/> c	 <input style="width: 40px; height: 40px;" type="text"/> c
 <input style="width: 40px; height: 40px;" type="text"/> c	 <input style="width: 40px; height: 40px;" type="text"/> c


Objective 4

# Cairde sa Zú





# An Zú






## Phonics/Reading

Please note that Jolly Phonics Readers are available as e-readers for free on Android and Apple devices until the 30th of June.

- Google play store:

Orange readers -

<https://play.google.com/store/books/author?id=Louise+Van+Pottelsberghe>





Dream Catcher!!!!

Take Care!

Mrs. Fitzgerald

[mfitzgerald@mercyprimaryschool.ie](mailto:mfitzgerald@mercyprimaryschool.ie)